

OCTOBER 2025

Daily literacy-building activities to share with your child.



SUNDAY

MONDAY







TUESDAY

WEDNESDAY

THURSDAY

FRIDAY

SATURDAY

			1 WRITING Look out the window with your child and create a list of everything you see, using both pictures and words.	2 PLAYING Make a collage. Cut out shapes and let your child arrange them on a piece of paper. Use a glue stick to secure them to the paper.	3 TALKING Talk about the weather today and what you should wear to go outside. 	4 SINGING Sing "good morning" using the Happy Birthday song. <i>Good morning to you, good morning to you, good morning (child's name), good morning to you.</i>
5 COUNTING Work with your child to draw an imaginary monster. Ask your child how many arms, eyes, teeth? What color?	6 READING Go to the library and take out a new book. Talk about new words you come across while reading the new book.	7 WRITING Write a grocery list together. Walk around the kitchen checking what you might need and add it to the list.	8 PLAYING Take a walk outside. Collect colorful leaves. Try to find as many different types as possible.	9 TALKING Use interesting new words. For example, <i>delightful</i> in place of <i>good</i> ; <i>voracious</i> in place of <i>hungry</i> ; <i>scrumptious</i> in place of <i>delicious</i> .	10 SINGING Take turns singing bits of the alphabet song. 	11 COUNTING Trace the hand of each person in your family. Whose hand is bigger? Whose is smaller?
12 READING Spot letters on license plates today. Call them out as you see them. 	13 WRITING Write your child's name in big letters. Decorate the page and hang it where they can see it.	14 PLAYING Play "I Spy" with rhyming words. <i>I spy with my little eye something that rhymes with pie. What is it? Yes, Sky!</i>	15 TALKING Together draw a picture of a bus. Create a short story about the bus's journey. Where is it going? Why are the passengers getting on and off?	16 SINGING Sing "Five Little Speckled Frogs." <i>(Words are on the back. ➡)</i>	17 COUNTING Pick a point in your house or on your block. Count the steps to get there. 	18 READING Hold a favorite book upside-down or start reading it backwards. Talk about what is "wrong" with the way you are reading the book.
19 WRITING Work together to plan a walk around your neighborhood. Draw a map before you go and use it while you are walking.	20 PLAYING Play "restaurant." Create a menu together. 	21 TALKING Use interesting expressions. <i>I'm all ears</i> in place of <i>I'm listening</i> .	22 SINGING Sing "Five Little Ducks." <i>(Words are on the back. ➡)</i>	23 COUNTING Count the pumpkins you see today. Keep a tally.	24 READING Read a book about fall.	25 WRITING Write a list of words that rhyme with dog. 
26 PLAYING Play a rhyming riddle game. <i>What do you see that rhymes with bee?</i> <i>Yes, a tree!</i>	27 TALKING Smell different things and talk about them: spices, flowers, fruit, and cocoa. Which scents do you like or dislike?	28 SINGING Dance to a fast song and then dance to a slow song. Clap along to both songs.	29 COUNTING Create patterns using everyday objects like colored blocks. Encourage your children to continue the patterns.	30 READING Read a book about Halloween.	31 WRITING Spend time scribbling today.	

Parents are tremendous role models.

If your children see that you think reading is important and enjoy it, they will follow your lead. When you go to the library, check-out books for you and your children. Put your books somewhere at home where your child can see them. Let your children see you reading. Talk about what you've read, even if it is just to say, "That was a good book. I liked reading it."

FIVE LITTLE SPECKLED FROGS

Five little speckled frogs

(hold up five fingers)

Sat on a speckled log

Eating the most delicious bugs

YUM!

One jumped into the pool

(put down one finger)

Where it was nice and cool

Then there were four speckled frogs

(hold up four fingers)

START OVER FROM THE BEGINNING BUT WITH FOUR SPECKLED FROGS, THREE SPECKLED FROGS, TWO SPECKLED FROGS, ONE SPECKLED FROG. "THEN THERE WERE NO SPECKLED FROGS!"



FIVE LITTLE DUCKS

Five little ducks

Went out one day

Over the hill and far away

Mother duck said

"Quack, quack, quack, quack"

But only four little ducks came back.

Four little ducks

Went out one day

Over the hill and far away

Mother duck said

"Quack, quack, quack, quack."

But only three little ducks came back.

Three little ducks

Went out one day

Over the hill and far away

Mother duck said

"Quack, quack, quack, quack."

But only two little ducks came back.

Two little ducks

Went out one day

Over the hill and far away

Mother duck said

"Quack, quack, quack, quack."

But only one little duck came back.

One little duck

Went out one day

Over the hill and far away

Mother duck said

"Quack, quack, quack, quack."

But none of the five little ducks came back.

Sad mother duck

Went out one day

Over the hill and far away

The sad mother duck said

"Quack, quack, quack, quack."

And all of the five little ducks came back.

Books to Read this Month

Check out these books at the library. If they are not available, ask the librarian for a recommendation.

FOR READERS AGES 0-3

Fall Frolic in the City

by Cathy Goldberg Fishman

Trick or Treat, Pout Pout Fish

by Deborah Diesen

FOR READERS AGES 3+

A Tree is a Home

by Pamela Hickman

There's a Ghost in This House

by Oliver Jeffers

