







JUNE 2025

Daily literacy-building activities to share with your child.

SUNDAY	MONDAY	TUESDAY	WEDNESDAY	THURSDAY	FRIDAY	SATURDAY
1 WRITING Go outside and observe insects like ants, butterflies, and bees. Talk about their behaviors and habitats. Draw images of the insects.	2 PLAYING Sit on cushions on the floor and pretend to be in a boat. Sing "Row, Row, Row, Your Boat." <i>(Words are on the back. ➡)</i>	3 TALKING Pick out a family snapshot or random picture and ask your child to tell you about it. Expand on what your child says to create a story.	4 SINGING Recite "Little Miss Muffet." <i>(Words are on the back. ➡)</i>	5 COUNTING Measure your child's height and write it here: _____ Compare it to January's measurement.	6 READING Look at the covers of books together. Talk about what the book might be about.	7 WRITING Draw the outline of your child's hand. Write the date and have your child "sign" the drawing.
8 PLAYING Write or tape paper letters on small plastic cups. Have your child use a ball to roll and knock over the cup as you call out the letters.	9 TALKING Talk about summer. What are your favorite things to do in summer? How are summer and winter different?	10 SINGING Turn short stories or daily events into a song. Make up lyrics that narrate the story, using a melody that's easy for children to follow.	11 COUNTING Weigh your child and and write it here: _____ How does it compare to January? 	12 READING Read a book about flowers and plants.	13 WRITING In the morning write today's To-Do list. Check things off as you do them. 	14 PLAYING Play Leap Frog with stuffed animals. Explain that the game is called Leap Frog because players resemble frogs leaping through the air.
15 TALKING Talk about colors. What is your favorite color and why? Find your favorite color as many times as you can today.	16 SINGING Recite the nursery rhyme "Diddle Diddle Dumpling." <i>(Words are on the back. ➡)</i>	17 COUNTING Have the whole family take turns counting all their fingers and toes.	18 READING While reading a familiar book today, pause here and there to allow your child to say some of the words.	19 WRITING Make a word jar. Each day write a new word on a slip of paper and add it to the jar. Take turns pulling words out and discussing.	20 PLAYING Play "Red Light, Green Light." <i>(Instructions are on the back. ➡)</i> 	21 TALKING Ask W questions after reading a book. (Who, What, Where, When, Why.) <i>Why is the mouse laughing? What color is the truck?</i>
22 SINGING Sing one of your children's favorite books. 	23 COUNTING Count how many kisses you give your child today. Keep a tally and add them up at the end of the day.	24 READING Look at a magazine together. Explain some of the pictures or illustrations. 	25 WRITING Work with your child to practice tracing. Draw big letters and shapes for them to trace.	26 PLAYING Pretend you are swimming in the ocean. What do you see? Describe the fish, the plants, the sand, the seashells, etc.	27 TALKING Talk about food. What do you like to eat? What should you eat for dinner? 	28 SINGING Have a parade. Put on music and march around. Pretend to play instruments.
29 COUNTING Sort items from your grocery bag together. <i>These things go in the pantry. These go in the refrigerator. What goes in the freezer?</i>	30 WRITING Go to the library and pick out a book about summer.					

One way children learn vocabulary is from listening to stories.

They listen to understand what is being said, which helps them learn new words. Stories aren't just found in books. You can tell stories about your day, your memories from growing up, or something about your child's life. You can also use wordless picture books and make up a story together. With wordless books, you can develop imagination along with language and vocabulary skills. Make it fun! Having fun with words helps your child become more aware of words and eager to learn more.

LITTLE MISS MUFFET

Little Miss Muffet
Sat on a tuffet,
Eating her curds and whey
Along came a spider
And sat down beside her
And frightened Miss Muffet away

ROW YOUR BOAT

Row, Row, Row, Your Boat
Gently Down the Stream
Merrily, Merrily, Merrily, Merrily
Life is But a Dream

DIDDLE DIDDLE DUMPLING

Diddle diddle dumpling, my son John
Went to bed with his trousers on
One shoe off, and one shoe on
Diddle diddle dumpling, my son John.

RED LIGHT GREEN LIGHT

One person is the traffic light. When they say green light everyone can move toward the finish line. When they say red light everyone must immediately stop. Continues until everyone reaches the finish line.



Books to Read this Month

Check out these books at the library. If they are not available, ask the librarian for a recommendation.

FOR READERS AGES 0-3

The Red Fruit

by Lee Gee Eun

Look at Me

by Rachel Fuller

FOR READERS AGES 3+

Best Day Ever

by Marilyn Singer

Amara and the Bats

by Emma Reynolds

