

NORTHWEST JEFFCO LIBRARY

COMMUNITY ENGAGEMENT REPORT 2024



RADIAN



ANDERSON
HALLAS
ARCHITECTS



Bright
Colors



3

♡ Nature Theme
♡ Bright Colors
♡ Play Place for all ages

Unique
Seating
book dis

I Love
the egg
chair



4

Tactile

Natural Deco

Table of Contents

3 Executive Summary

5 Community and Staff Surveys

33 Community Engagement Events

49 Conclusion

50 Appendix



Participants creating collages at the community engagement open house.

Executive Summary

JEFFERSON COUNTY PUBLIC LIBRARY BACKGROUND

Jefferson County Public Library (JCPL) currently operates 11 library locations, four holds lockers, and a bookmobile in Jefferson County. JCPL is embarking on an ambitious plan to open a new destination library in the northwest region of Jefferson County to connect our underserved community to library services.

The new site will support a 30,000-square-foot building with room for future expansion, outdoor learning environments, technology and innovation needs, indoor programs, and sufficient parking to support larger events and programs. This new library will be the essential destination where all generations connect, discover, and create.

Since 2022, JCPL has intentionally sought out community and stakeholder input to gather a comprehensive understanding of the community's wants and needs to support the future success of this project. Those results are found in the following report.

OVERALL KEY THEMES

The overall key themes from the community engagement and survey results are organized into two main categories: Design and Programming + Resources. Further details about the community engagement process can be found in the following pages of this community engagement report.

Common trends and themes found in this report will help inform the program of service for the new library. These trends are intended to inform JCPL leadership of the types of library services the community desires. These will become the foundation ideas for the services and spaces planned for the Northwest Jeffco Library and inform the overall design.

KEY THEMES - DESIGN

Community-Focused Design: Accessible, welcoming, and safe spaces that cater to diverse age groups with flexible areas and dedicated spaces for kids, teens, adults, and study/work.

Biophilic and Natural Elements: Incorporation of nature indoors and outdoors through biophilic design, abundant natural light, and high ceilings.

Comfort and Functionality: Comfortable, versatile seating and balanced, colorful interiors that avoid overstimulation.

Contextual Harmony: A design that aligns with and enhances the character of the surrounding neighborhood.

KEY THEMES - PROGRAMMING + RESOURCES

Enhanced Collections and Access: Expand physical and digital collections, offer a "Library of Things," and after-hour options like express library services, 24/7 holds lockers and/or drive-through drop-offs.

Advanced Technology and Creative Spaces: Include makerspaces, co-working areas, and access to advanced tech like 3D printing and virtual reality.

Diverse Programming for All Ages: Host varied programs indoors and outdoors for adults, teens, and children.

Flexible and Inclusive Spaces: Dedicate areas for co-working, study, and creativity to meet diverse community needs.

Executive Summary

COMMUNITY STAKEHOLDER INTERVIEWS

As part of a broader community listening strategy, JCPL conducted multiple rounds of interviews with prominent stakeholders, including elected officials, community leaders, and other influencers. Between 2022 and 2024, the JCPL leadership team conducted community stakeholder interviews to gather feedback on the site selection process, community library needs, and how to best engage this growing community.

SURVEYS

JCPL conducted community and staff surveys in order to garner a wide array of feedback on the future library's design, services, and programming. Both surveys were available between September and October 2024 and offered in both Spanish and English.

ENGAGEMENT EVENTS

In partnership with Anderson Hallas Architects and Radian, JCPL conducted engagement through a variety of methods between September and October 2024 to gather clear and specific feedback on the design possibilities for the future library's indoor and outdoor spaces, programming, and services.



Community member in conversation with JCPL staff member.

131 STAFF SURVEYS

631 COMMUNITY SURVEYS



36 STAKEHOLDER INTERVIEWS



5 COMMUNITY ENGAGEMENT EVENTS AND OPEN HOUSES



90 OPEN HOUSE PARTICIPANTS

450 EVENT ATTENDEES



1,338 COMMUNITY PARTICIPANTS

Overall Survey Results

Community + Staff Survey

Surveys were posted to the JCPL website during mid September and were open for input until the end of October. Paper copies, in both English and Spanish, of the surveys were also available at the Standley Lake Library.

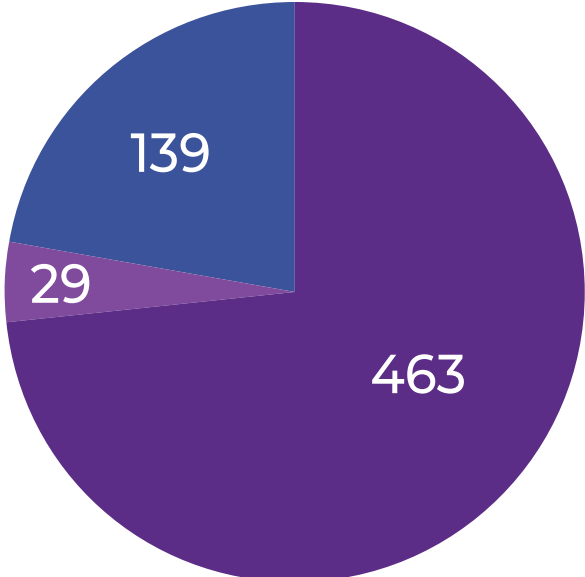
- Visitors envision the library as welcoming, supportive, safe, peaceful, community-oriented, convenient, and comfortable.
- Over half of survey participants mentioned enjoying nature in their free time, aligning with their preference for outdoor library spaces, nature-inspired design, sustainability, and natural light.
- Borrowing physical and digital items were the most popular responses, with many participants expressing a desire for a larger selection of popular books and digital resources.
- A makerspace or creative space was a popular suggestion in both the community and staff surveys.
- Survey participants prioritize accessibility in these areas: physical design (ADA and neurodivergent-friendly), transportation, after hours building access, and technology access.
- Participants would like the library to offer a variety of programming and classes for all ages, especially for kids and teens.
- Safety and parking were common concerns, particularly regarding traffic access to the library and interactions with unhoused individuals.
- JCPL staff members frequently suggested bigger workspaces, dedicated storage, a spacious staff room with dining and lounge seating, dedicated staff bathrooms, access to outdoor areas.

Community Survey Demographics

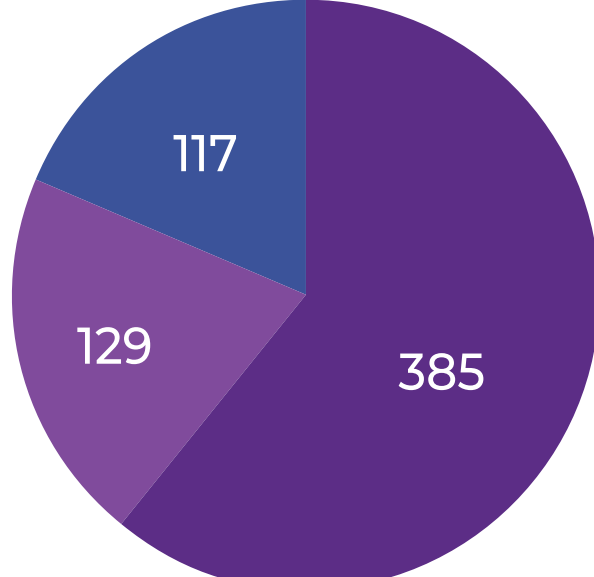
SURVEY RESPONDENTS

Community Survey: 631 Respondents

Do you have a JCPL library card?



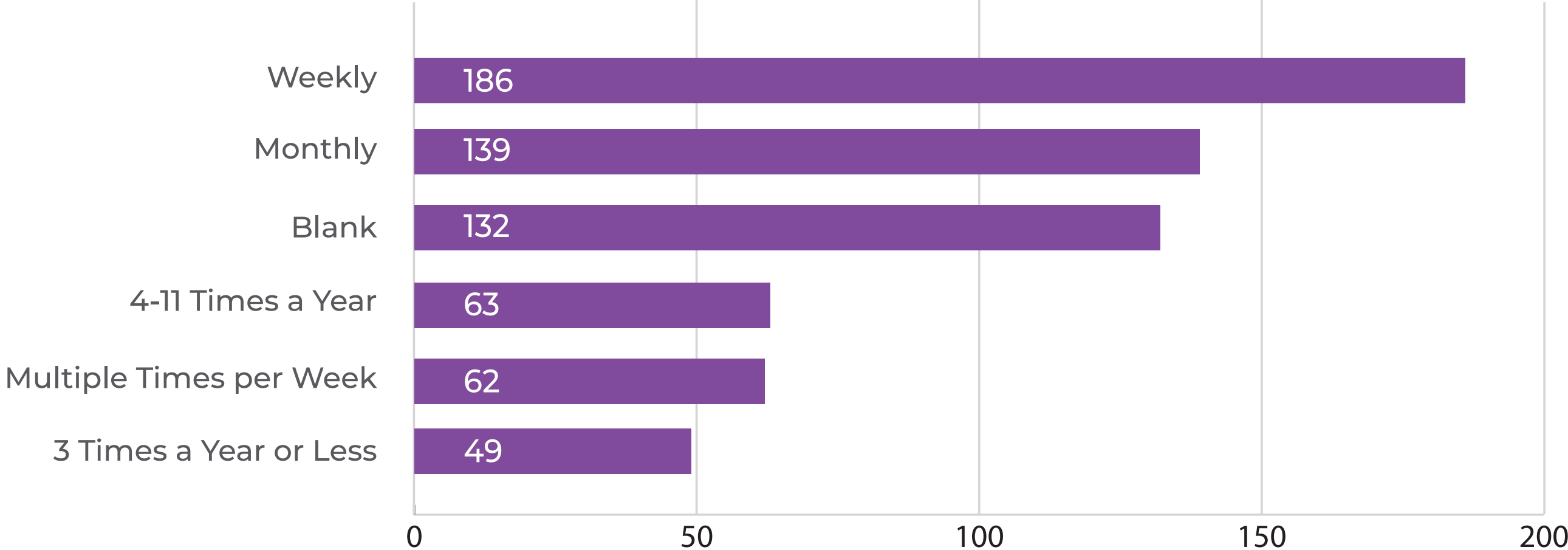
Are there library users in your household?*



*The detailed breakdown of library users in each household is found on the demographics page in the appendix.

Yes No Blank

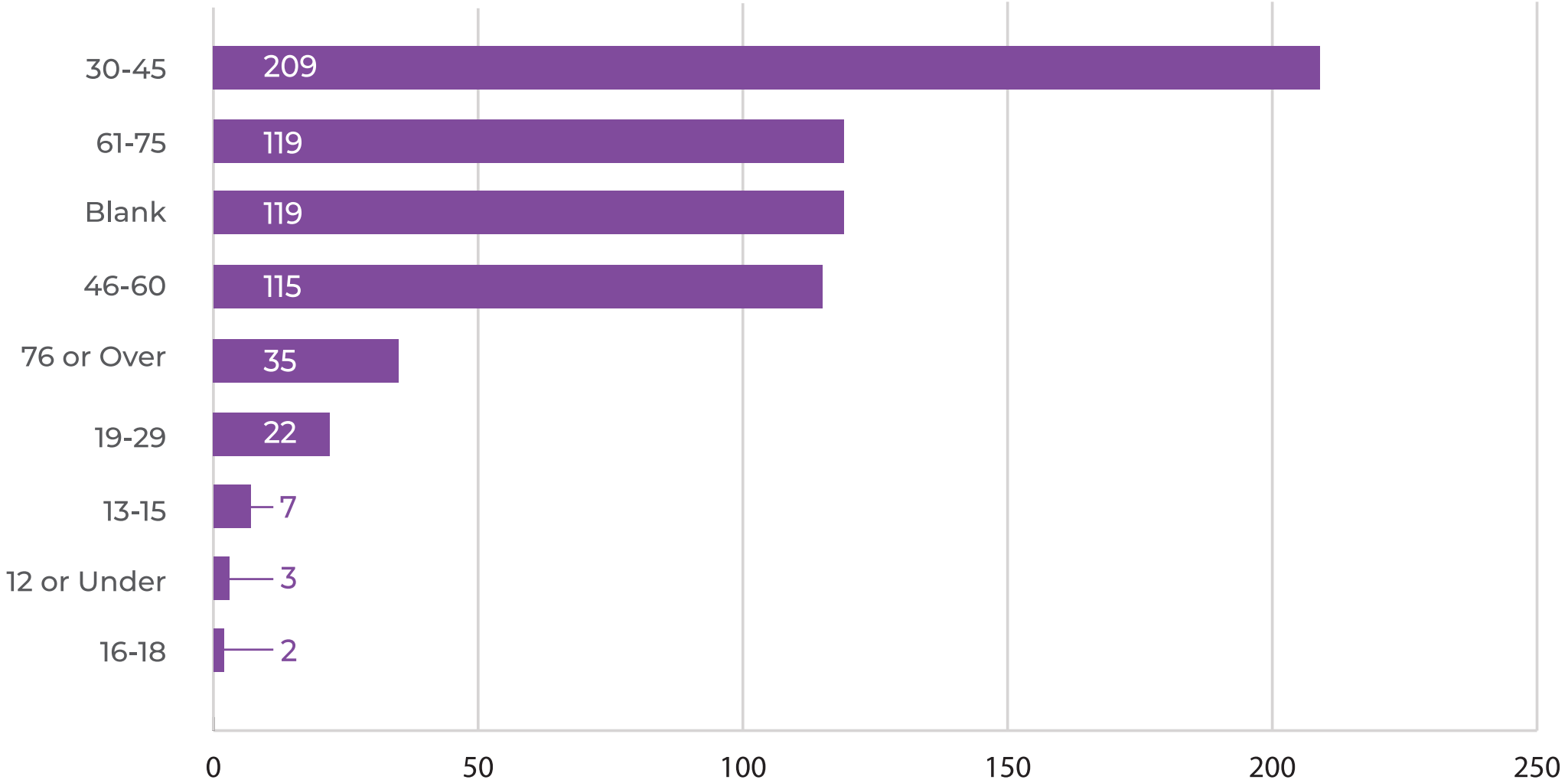
How often do you use the library?



Number of Respondents

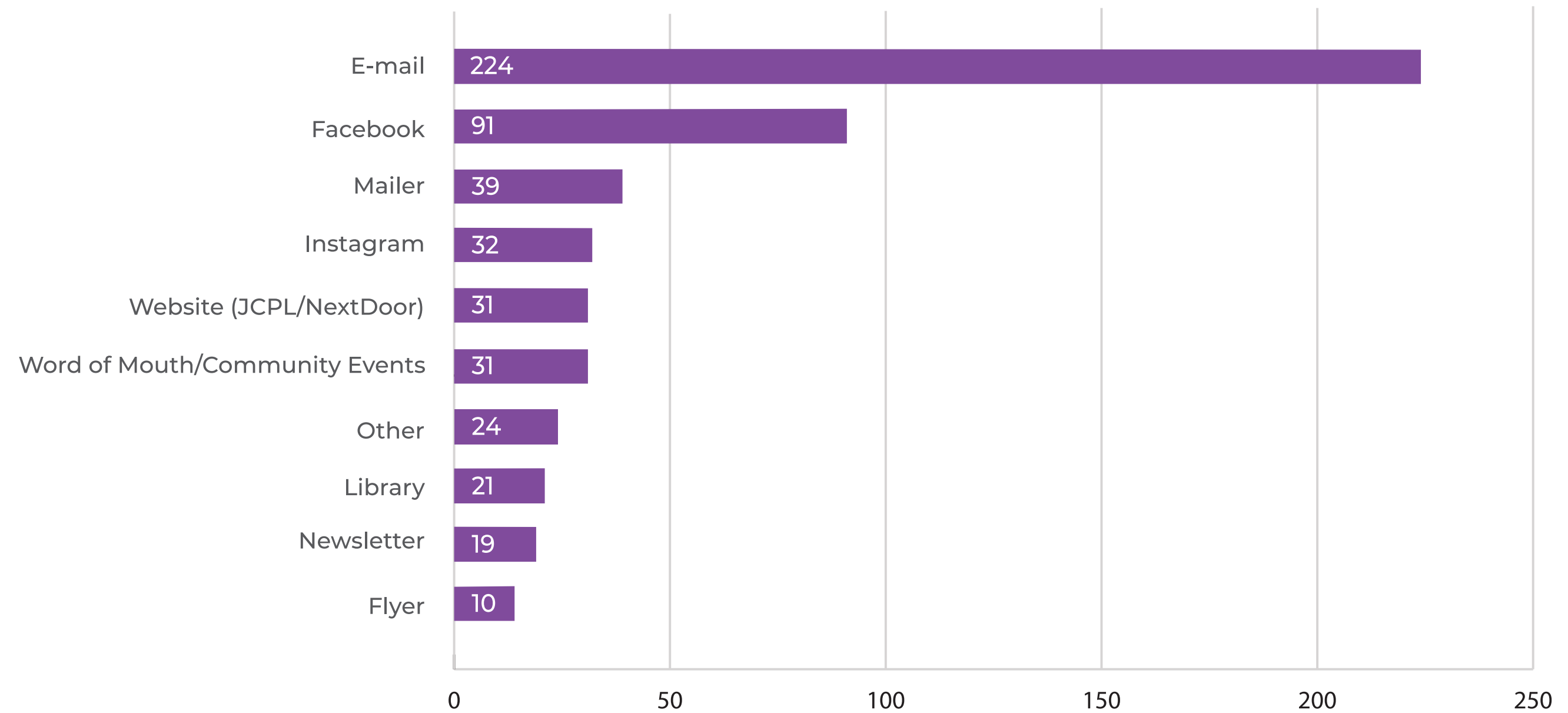
Community Survey Demographics

Please select your age range:



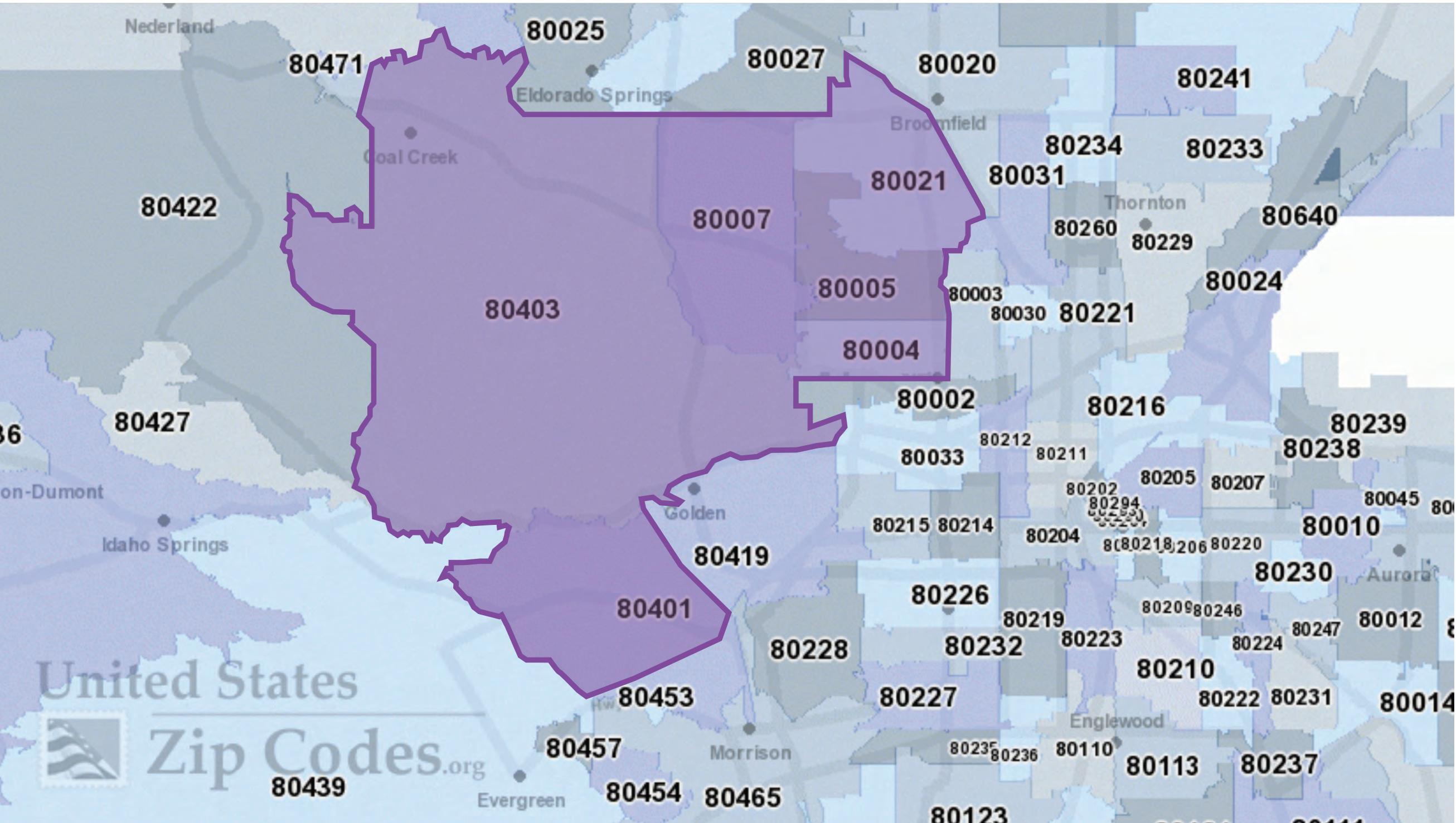
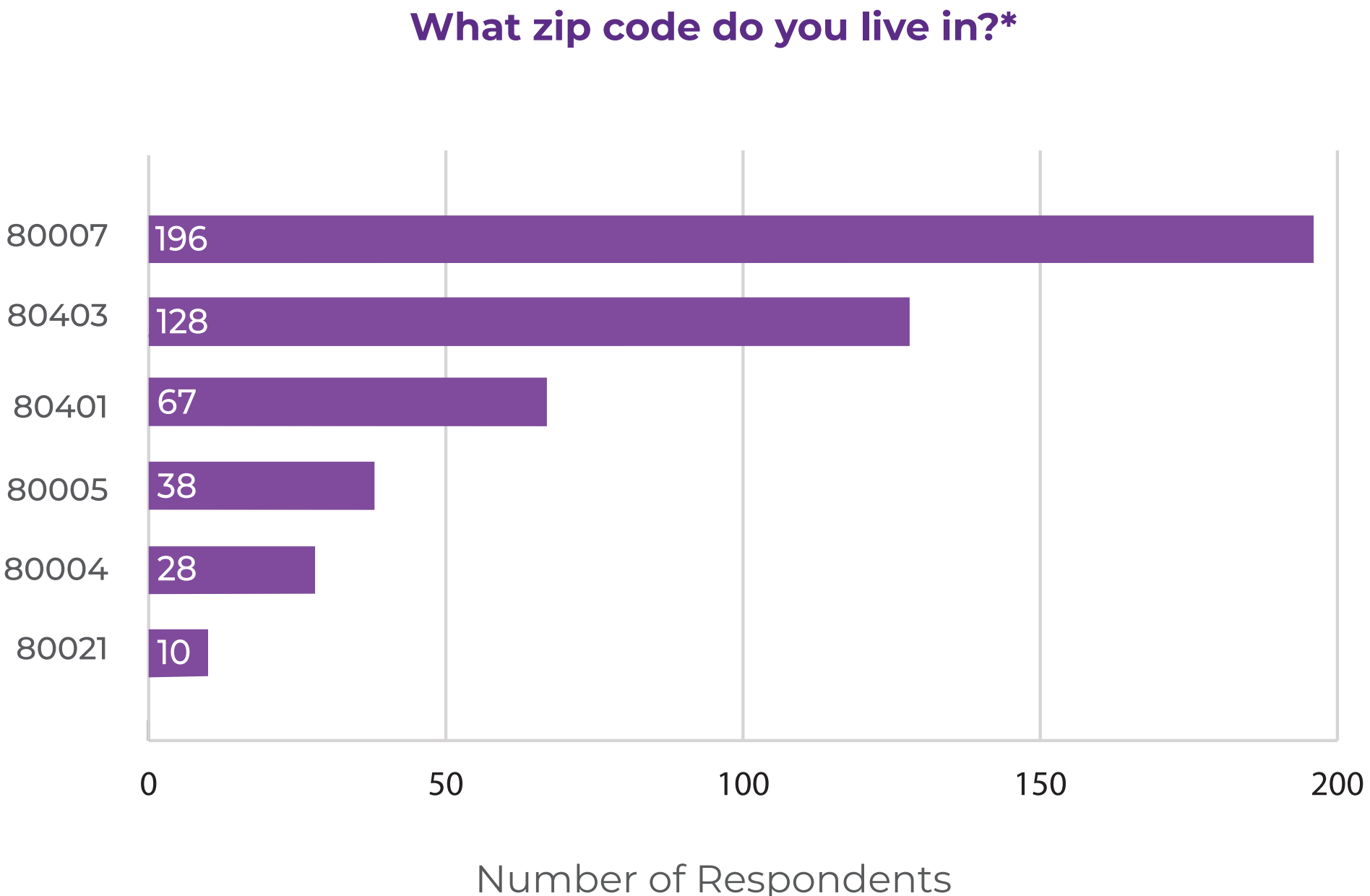
Number of Respondents

How did you hear about the survey?



Number of Respondents

Community Survey Demographics



*The bar graph indicates the top six most popular zip code written responses.

Community Survey

As part of the engagement, both staff and community surveys were distributed.

The Community Survey was widely distributed in both English and Spanish from mid-September through the end of October, both digitally and in person, at engagement events and throughout the library system. This survey aimed to garner clear and specific feedback from the community regarding their needs, priorities, and preferences for library services, programming, and use of space.

This section provides a summary and key takeaways for each of the 12 community survey questions.

1

What kinds of things do you do when not at home, work, or school?

The most popular activities among community members include outdoor activities such as walking, hiking, sports, and skiing; arts, crafts, and cultural events; and spending time with family and friends.

Takeaway:

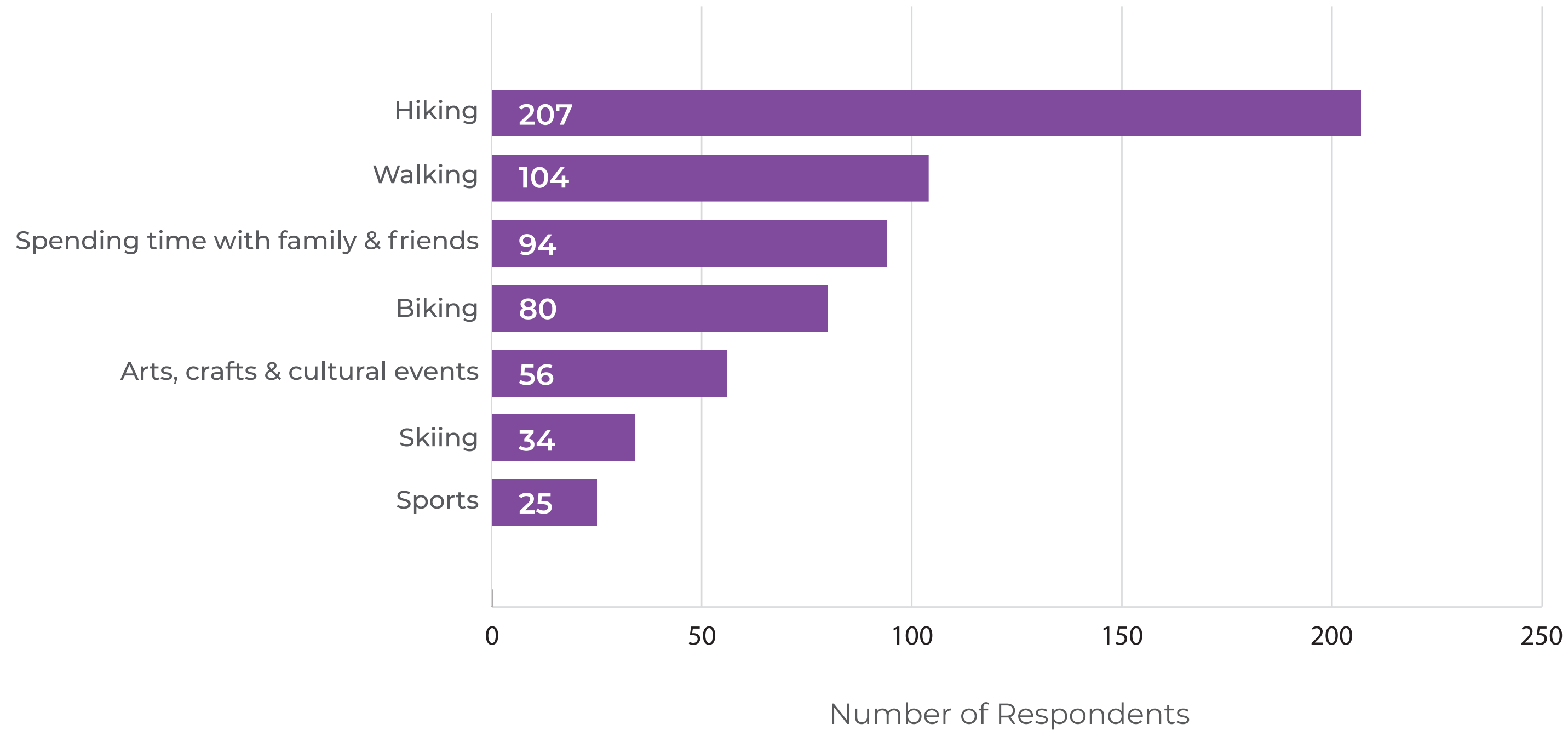
Participants shared a spectrum of interests with a clear appreciation for the outdoors, cultural events, and cultivating personal hobbies.

The term **hiking** appeared in 207 responses, making it the most popular answer, which suggests that many people enjoy spending time in nature.



What kinds of things do you do when not at home, work, or school?

Top Write-In Responses



Survey Quotes

“We take our kids to museums, festivals, and recreational activities. With an infant and toddler, it helps to stay busy.”

“Hiking, exploring the outdoors, hanging out with friends, playing games.”

“Climb, snowboard, run, spend time with my dog. At home, I craft and bake and watch TV!”

“I make things. You can usually find me tinkering with 3D printers, laser cutters, sewing machines, etc.”

A workshop attendee reviews possible library design elements.

2

What do you do when you visit the library?

Community members often mentioned picking up books, browsing, and reading during their library visits. The emphasis on borrowing books highlights the importance of a well-stocked collection. Additionally, mentions of “kids” and “play” suggest a family-oriented visitor base.

Takeaway:

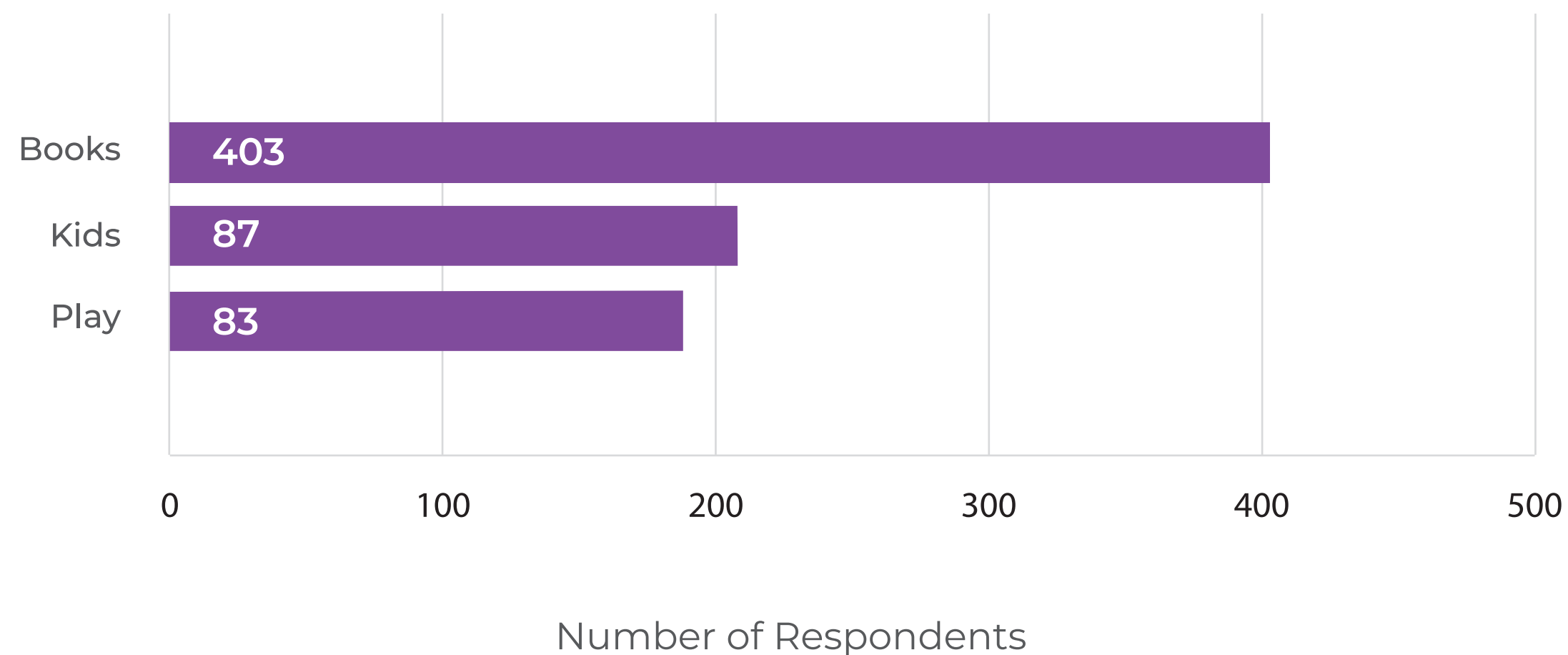
Most residents go to the library to browse and pick up books, but many participants also expressed that they use the library to do research, work, check out workshops and events, attend storytime, and access technology.

The word **book** appeared in 405 out of 631 responses, highlighting it as the primary reason people visit the library.



2 What do you do when you visit the library?

Top Write-In Responses



Survey Quotes

“Use the space as a focus area so I can read and work on the computer and peruse the bookshelves. Look through the weekly and monthly offerings. Lots of printing!”

“Check out the new books both fiction and non. Find my book club’s next book to read. Search for books I’ve read about online. Look at the cute toddlers so happy as they learn to find and check out their books with their parents. Look at your displays, Lucky Day and staff picks. Sometimes read a newspaper or mag. Check out the used, for sale area. Donate a book. Join knitting group if it’s light out before 7PM.”

“My kids love playing in the children’s area, picking out books to take home, and doing crafts. I love just browsing to find something I didn’t know that I was looking for.”

“I like to write by windows. I have sensory issues though so I can’t visit libraries that don’t have any closed off areas because children are too loud and the beeping from the checkout machines is too much.”

Community member reviewing sticky note responses.



3

What word(s) would you use to describe what a new library in Northwest Jefferson County would mean to you?

The library's key values are community, convenience, and accessibility. Participants expressed wanting an exciting and vibrant space that's close to home.

Takeaway: Community members expressed a desire for an accessible community-centered space that provides multifaceted resources.

The word **community** was mentioned 93 times, **accessibility** 65 times, and **convenience** 33 times.

3

What word(s) would you use to describe what a new library in Northwest Jefferson County would mean to you?



Survey Quotes

“Convenient, modern, high-technology, comfortable, inviting.”

“MULTI-PURPOSE. I love how libraries have become core to so many facets of the community - and as we all get used to jobs that let us work from home, I’d gladly pay for use of good (multimedia) meeting rooms for when those occasions arise (for non-students).”

“Educational, a place for community, somewhere that helps keep my kids excited about reading. And it will be so nice to have this in walking distance.”

“Convenient location, accessible. Excited to have a new library in the area.”



A mother and her child complete feedback for the community open house.

4

**Complete this statement:
When I visit a library, I
want to feel like I'm in a
place that is...**

Participants mentioned that they want the library to feel welcoming, safe, and comfortable, with an atmosphere that is quiet, peaceful, and friendly.

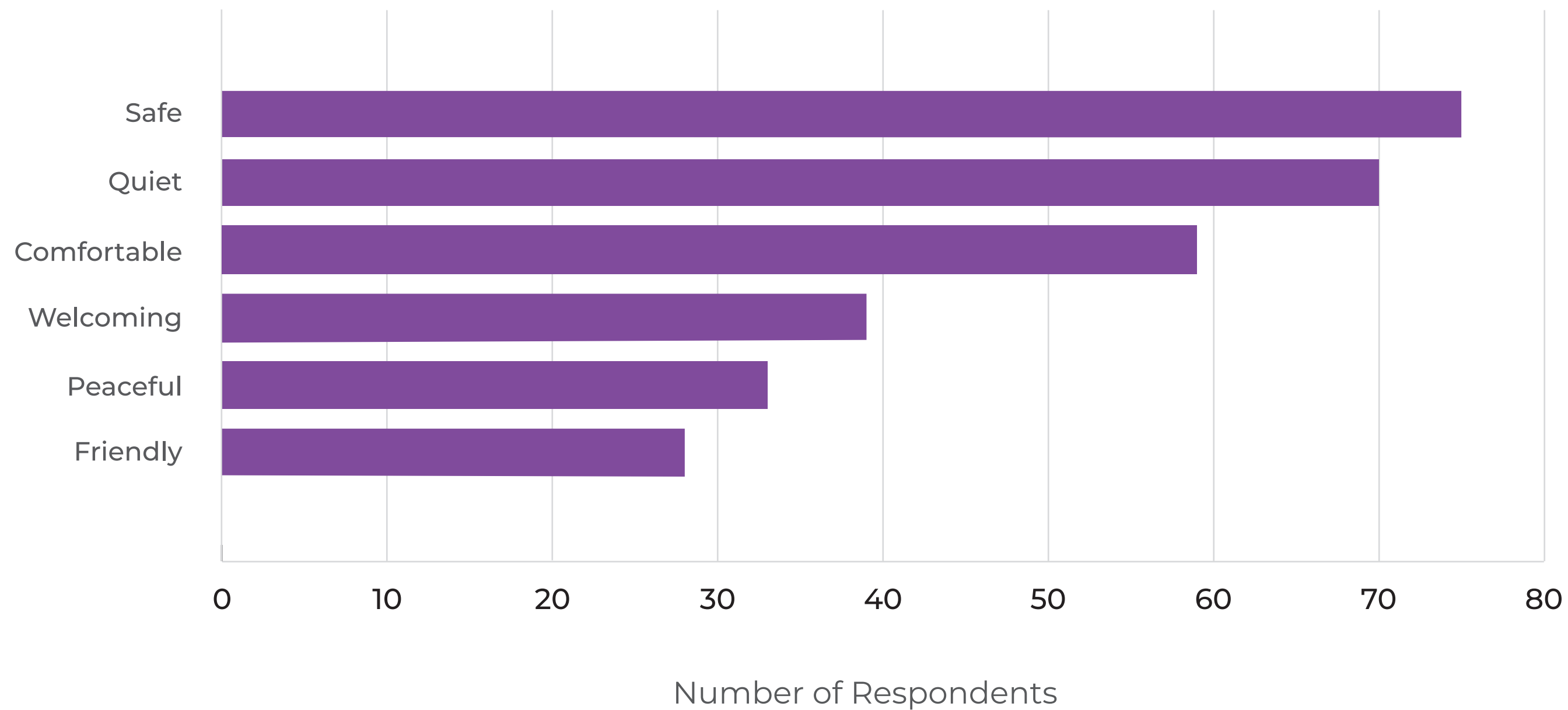
Takeaway:
Residents look forward to a library that brings a sense of relaxation and belonging, while also providing safety and spaces for independent work and reading.

The word **safe** was mentioned 75 times, **quiet** 70 times, and **comfortable** 59 times.

4

Complete this statement: When I visit a library, I want to feel like I'm in a place that is...

Top Write-In Responses



Survey Quotes

“When I visit a library, I want to feel like I’m in a place that seamlessly blends the excitement of cutting-edge technology with the tranquil atmosphere of quiet reflection...It’s a sanctuary where the past meets the future, inviting me to explore new hands-on technology while providing the comfort of introspection, making each visit a journey of both learning and personal transformation.”

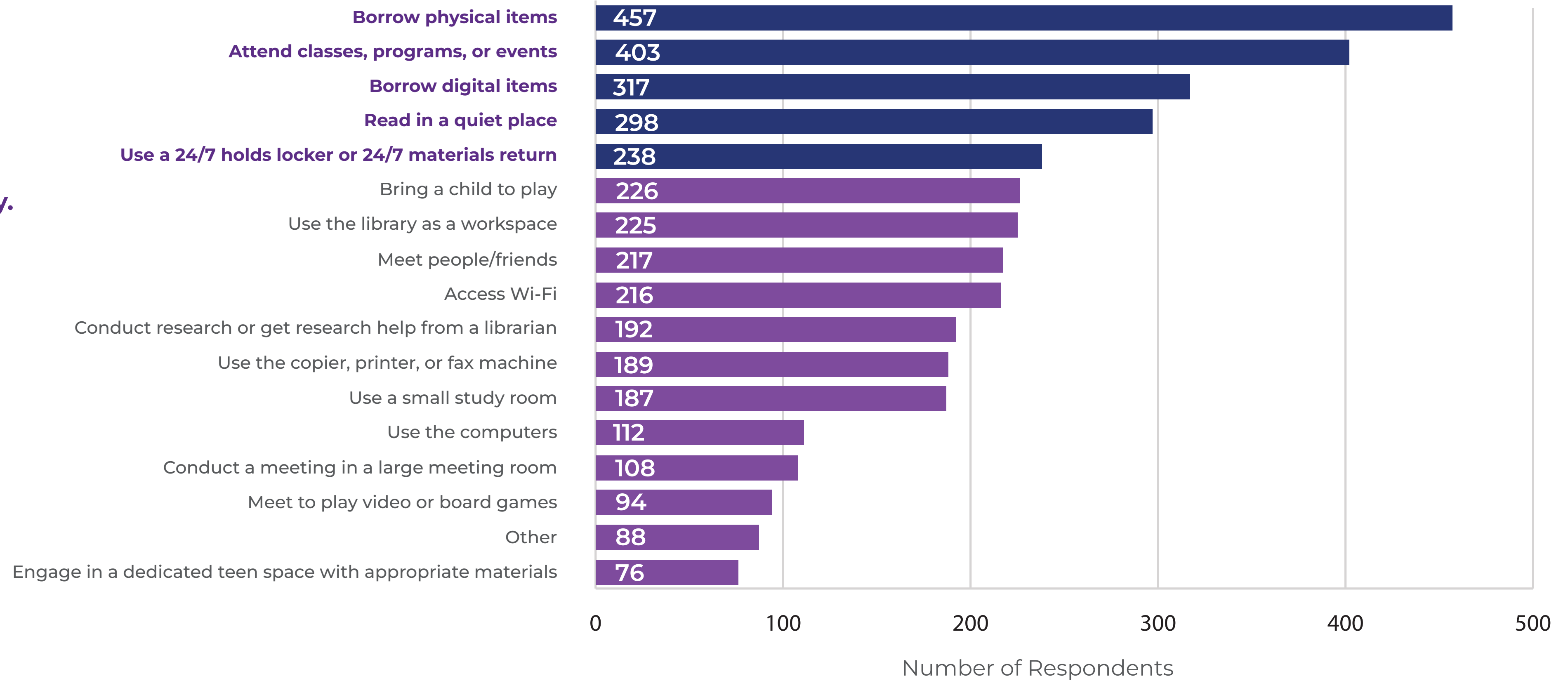
“Is friendly to everyone interested in expanding their world. Is safe (I feel like I can go to the bathroom without taking all my stuff with me!)

Is modern, warm, and inviting me to ‘sit a spell’ while also highly functional - to suit my needs that day [like those with views, fireplaces, comfy furniture AND desks, wifi, whiteboards, study rooms].”

“Inspires learning and community engagement.”

5

Which of the following library activities would you do at the new Northwest Jeffco Library? Please check all that apply.

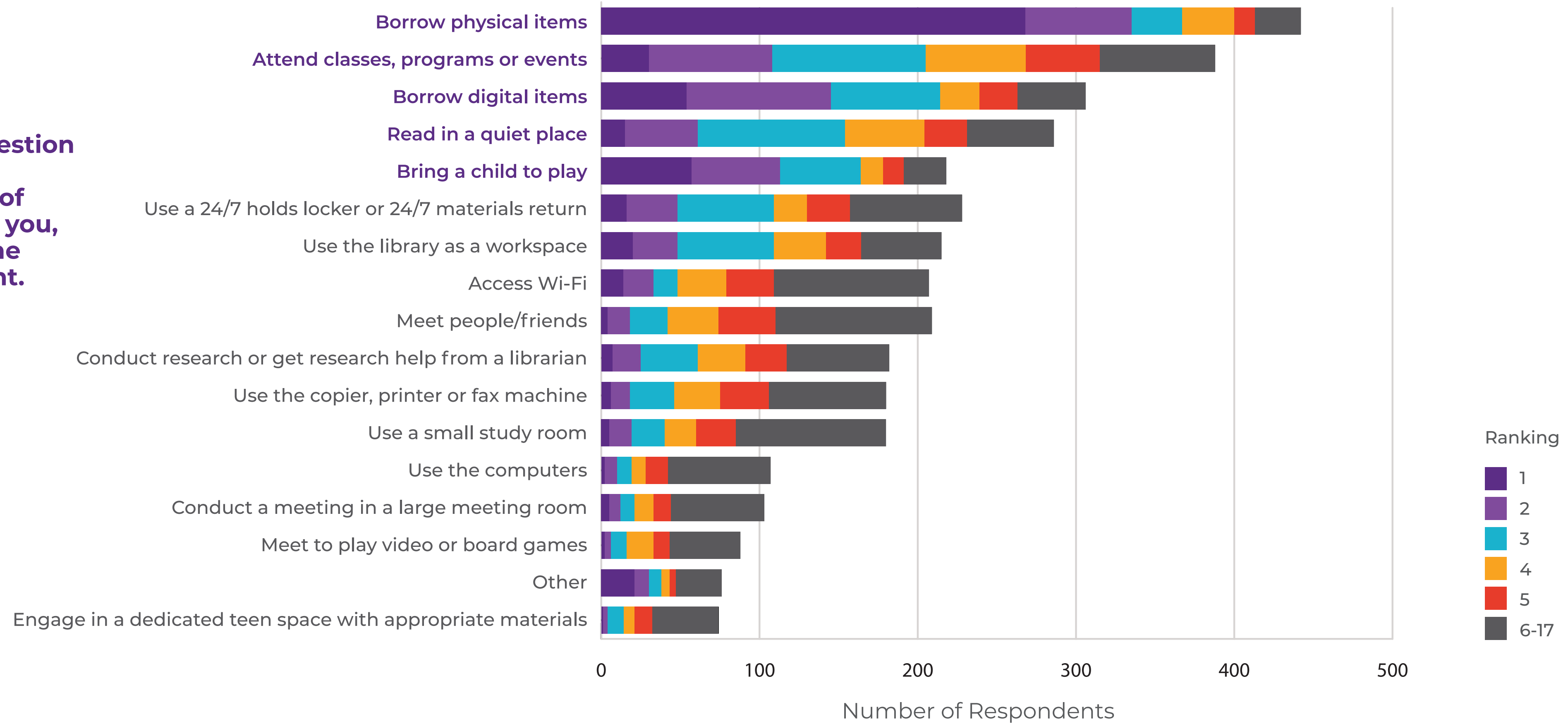


Takeaway:

Of participants surveyed, there was a clear prioritization for borrowing physical or digital items, and attending classes, programs, or events.

6

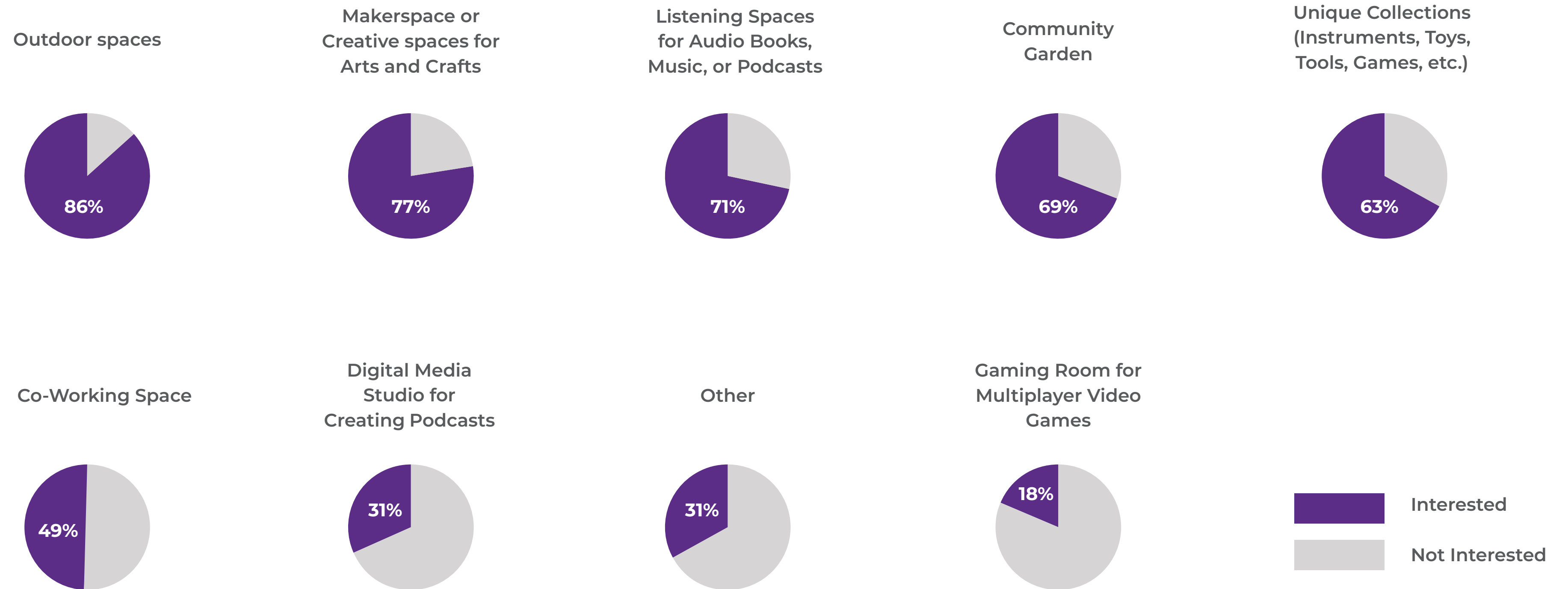
Of the items selected in question 5, please rank them in order of importance to you, with 1 being the most important.



Takeaway: Participants expressed the most interest in borrowing physical items, attending programs or classes, borrowing digital items, reading in a quiet place, and bringing a child to play at the library.

7

The following items are special library offerings. Do any of these appeal to you? (Interested/Not Interested)



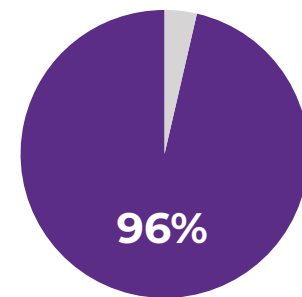
Takeaway:

Participants indicated an interest in prioritizing the following in the future library: outdoor spaces, a makerspace or creative space, listening spaces for audio books/music/podcasts, a community garden, and unique collections.

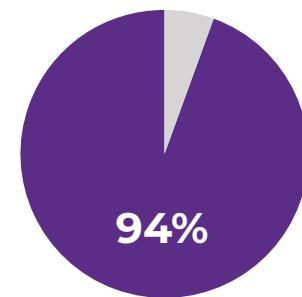
8

The following questions speak to the environment of the library's physical space. Please tell us how important these are to you:

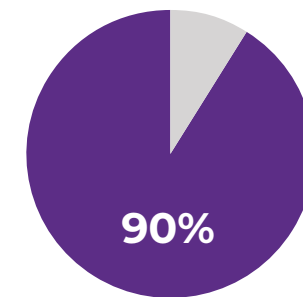
Welcoming Environment



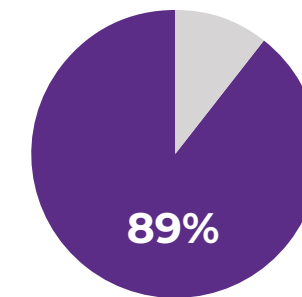
Convenient Operating Hours



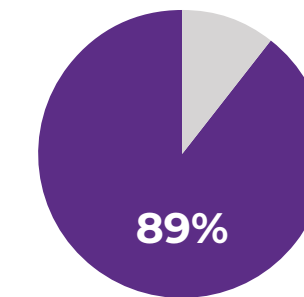
Easy to Find What I'm Looking For



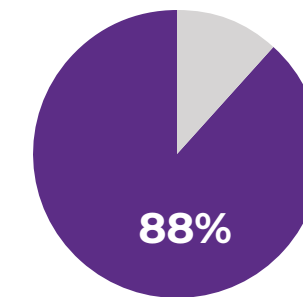
Location



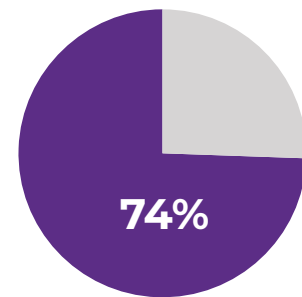
Comfortable Furniture



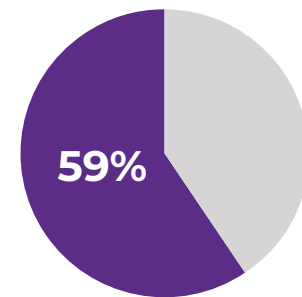
Natural Light



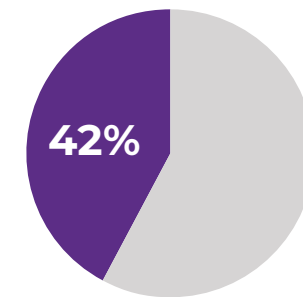
Sustainable Design



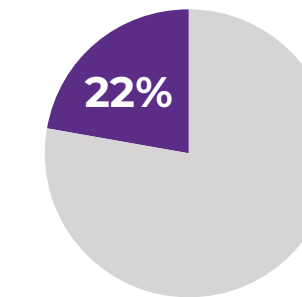
Walkable



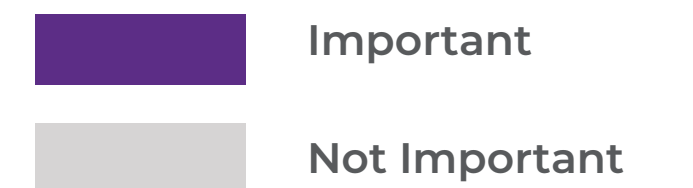
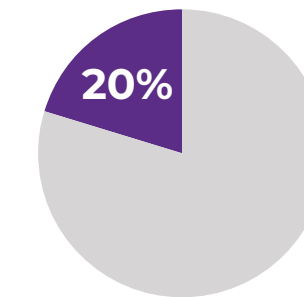
Bike Access



Translation Services Available



Other

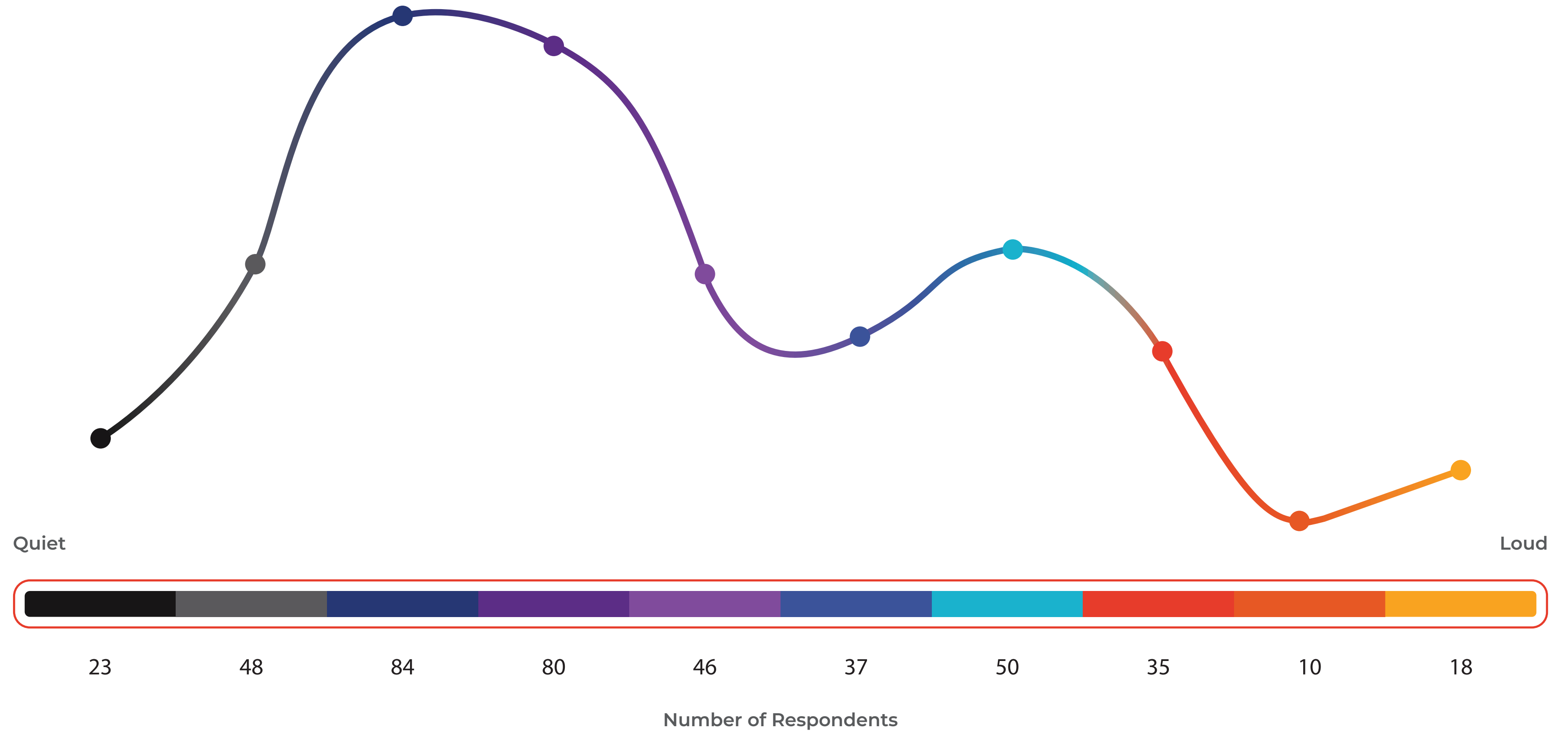


Takeaway:

Participants identified the following as most important to them, in order of priority: a welcoming environment, convenient operating hours, ease of finding what they need, location, comfortable furniture, natural light, and sustainable design.

9

When you visit a library are you looking for a quiet space or a space with a comfortable conversation noise level? Please use the slider to indicate the level of loudness preferred.



Takeaway: Most participants prefer a noise level of 3–4 out of 10, indicating they would like the library to be generally quiet with a bit of background noise, avoiding complete silence or excessive loudness.

10

What services, resources, programs, or media could the library add to our current offerings to help you reach your personal, educational, or work goals?

There is interest in arts & crafts, more programming in general, a makerspace, ebook/ audio books, language classes, and a large selection of popular books.

Takeaway:

Residents expressed interest in various programs, including hands-on activities, language, and online book offerings for all age groups.

Survey participants mentioned **arts & crafts** 39 times, **programming** 28 times, and **makerspace** 24 times, indicating the top three priorities for library services and resources.

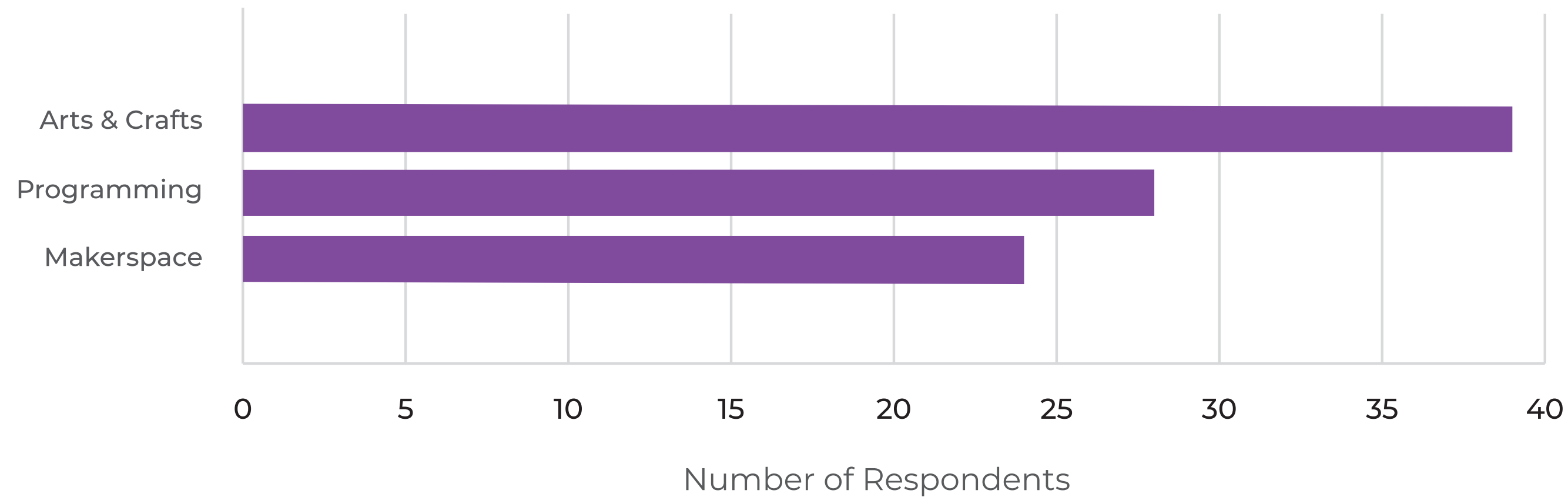
Community member at the open house event.



10

What services, resources, programs, or media could the library add to our current offerings to help you reach your personal, educational, or work goals?

Top Write-In Responses



Survey Quotes

“We would love a makerspace and would use it instead of going to Adams & Broomfield County library for this. Having programs for kids to teach about internet safety and fake news would be useful”

“More audio books available. Having a shuttle for routine times people can go to the library for those of us that can’t drive (Epilepsy and other disabilities, age, etc).”

“Classes in language (especially Spanish!) and on how to better use technology like computer and/or cell phone features”

“Drop in hours for support navigating local resources for those in need. More inclusive programs for those with disabilities. Virtual & physical games (like board games) would be amazing to see - both in programs and also readily available for use and/or as an option to checkout.”



11

Do you have any other input for us about future library services at the Northwest Jeffco Library location?

Participants mentioned having a drive through drop off box, express library, bilingual resources such as language classes, bigger selection of language books, and accessible design. Community members emphasized the importance of having outdoor spaces for kids.

Takeaway:

Participants would like to have alternative ways to access the library outside of business hours, more language resources and books, accessible design for people of all ages/abilities, and outdoor spaces for kids. Please reference the quotes on page 25 for other feedback to consider.

Community member participating in the sticky note activity.

11

Do you have any other input for us about future library services at the Northwest Jeffco Library location?

Survey Quotes

“I would love to still have a really large selection of physical books to check out as I prefer physical to digital books. I like having recommended books on display. Maybe a best seller or popular bookshelf organized by type or genre would be nice for finding new material to read.”

“A drive-thru book return would be wonderful. It’s a pain and a hardship for some to have to find parking and walk to the drop-off slot”

“Need to provide spaces for kids and adults who are neurodivergent and need spaces with less stimulation.”

“A lot of people in this area work from home. It would be great to have some dedicated workstations with maybe noise canceling headphones for parents that need to wait for their kids but also need to work.”

“It is really hard to find places for kids to study/home school. More study rooms with longer reservation times and a vending machine and eating area would be nice.”

“It would be great to have a sheltered outdoor play/relaxing area for both children and adults. Would also be nice if there is a small dog park area if possible so I can bring my dogs as well when going to the library.”

“A real area for books in Spanish. Most libraries have a very small selection of books in Spanish.”

“Please prioritize storytimes, craft activities, play areas, and other offerings for children.”

12

What are your biggest concerns about a new library and community facility?

Safety and parking were common concerns, particularly regarding traffic access to the library and interactions with unhoused individuals. Access, location, and space needs were frequently highlighted, reflecting strong interest in a library that meets the area's growing needs.

Takeaway:

Residents want a library that feels safe and welcoming both inside and outside. They also desire a facility that is modern and responsive to the community's evolving needs, offering relevant resources and programs for both staff and visitors.

Access was mentioned 30 times, safety 29 times, and parking 24 times, indicating desired features around the building's site and surroundings.

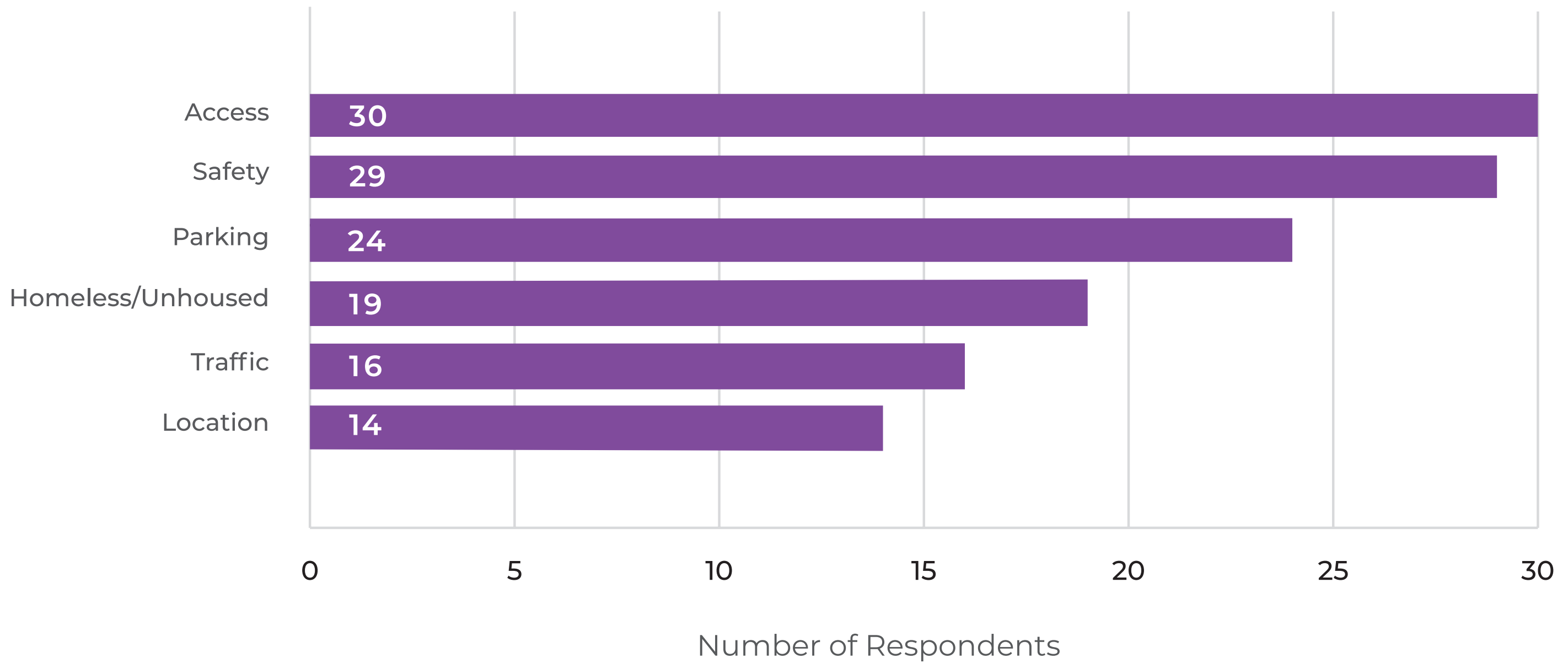
Participants creating library collages with their desired library features.



12

What are your biggest concerns about a new library and community facility?

Top Write-In Responses



Survey Quotes

“I don’t want a library that is tired, outdated, and quiet. It needs to meet and exceed the expectations of a library that is forward-thinking, open to growing, expanding, offering new services, and staying current with the times.”

“My biggest concern is homelessness at the library. I would really appreciate having security at the new library.”

“I am hoping to see enough staff hired to meet the size of the community needs without overburdening the library workers. Also, a lot of new libraries get built without the functionality considered or library staff consulted. For example, some are built with a minimalist approach, but then there are no tables to feature displays or staff desk spaces that don’t function well enough to serve the public.”

“I’m concerned about the safety of crossing Candelas Parkway on foot or bike from the neighborhood. We need to ensure safe access to the library.”

JCPL Staff Survey

The Staff Survey was distributed from the end of September to the end of October and served as a vehicle to collect key priorities and insights regarding the development of the future library. One hundred thirty one (131) staff members from across the JCPL system participated.

This section provides a summary, key takeaways, and quotes for each of the three staff survey questions.

1

There are so many exciting things happening in libraries all over the world. You've probably read or heard about some innovative ideas.

If you could pick the ONE big idea that would make a WOW at the new Northwest Jeffco Library, what would it be?

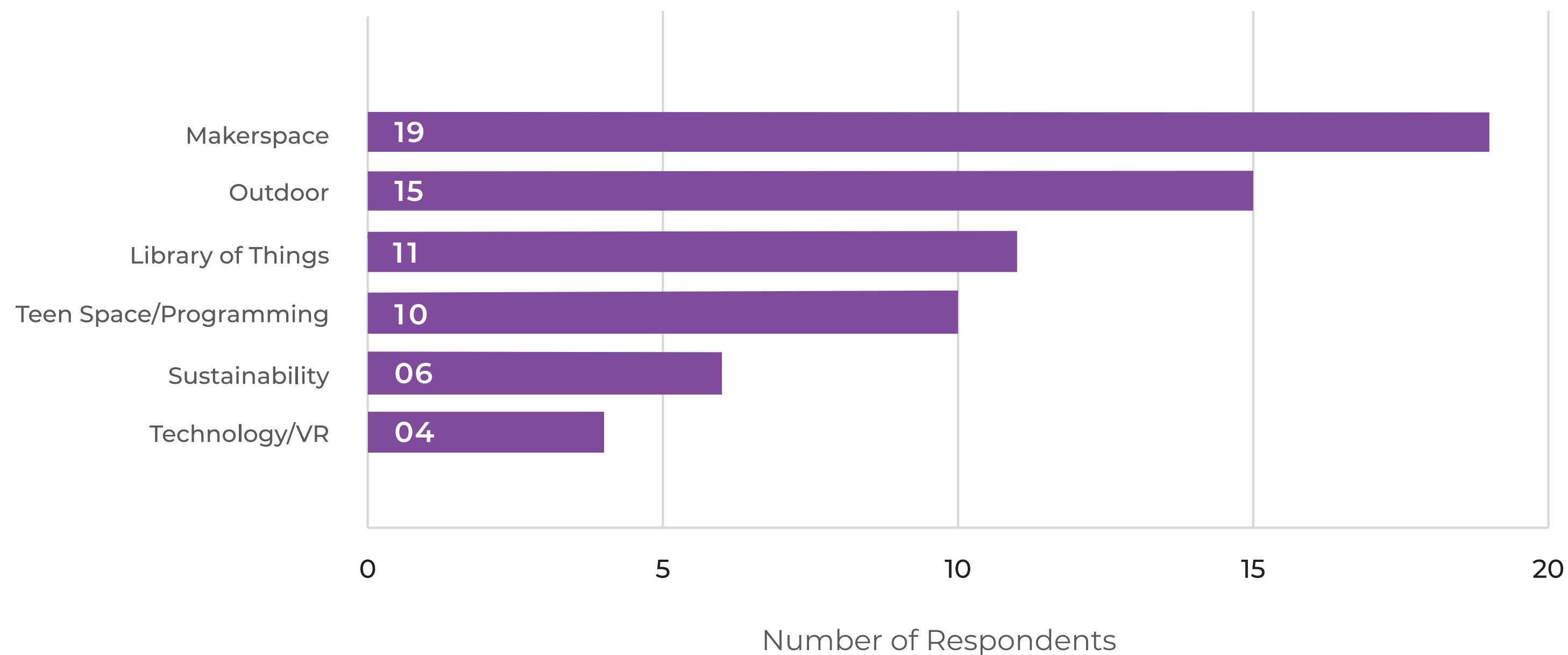
Participants frequently suggested adding a makerspace, integrating indoor and outdoor spaces into programming, offering a “library of things” for unconventional checkouts, new technology like VR, and prioritizing accessible, environmentally conscious design. Many also supported adding a culinary classroom, and unique programming for kids and teens, such as a Reading to Dogs program and Battle of the Books.

Takeaway:

Participants value incorporating natural elements into the library's design and activating outdoor spaces, especially given its Colorado location. They also want unique, inclusive programming to make the library more modern and welcoming for all.

1 If you could pick the ONE big idea that would make a WOW at the new Northwest Jeffco Library, what would it be?

Top Write-In Responses



Survey Quotes

“I think it would be interesting if the receipts that patrons got would show how much money they saved by checking out something from the library, and also had a running total of how much total money they’ve saved over the year. This would be easily implemented as Sierra has the price of each book saved in its system. My old library used to do this, and I think it was a very cool idea.”

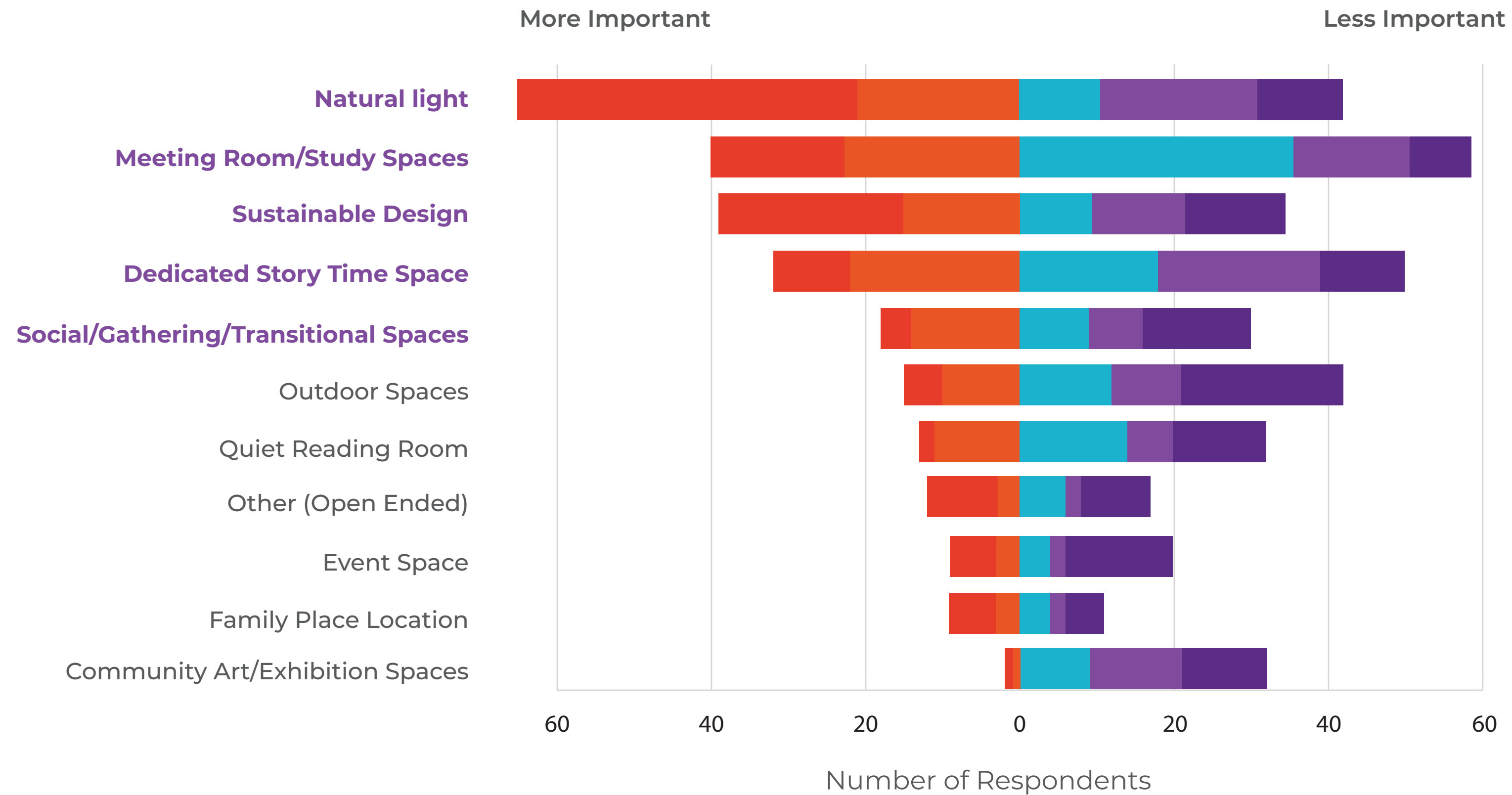
“One very simple but impactful improvement is designated stroller parking space inside the building. Strollers are HUGE these days, and even one left sitting unattended can quickly make spaces difficult to navigate.”

“A 24 hr lobby, like a mini express library within the main location so a limited number of high demand things (holds, lucky day, computers/ printing, etc) were available outside of our normal hours.”

“WOW! We could [be] among the very first NET ZERO Libraries in the country, and likely in the world!!! This would not only be a WOW for our library system, it would also set a fantastic example for all communities in Colorado regarding what is possible! We are charged with serving our communities, and one of the most important ways to do that would be to safeguard our community resources (and planet) and set a positive example for the community.”

2

Please tell us how important the following features would be in the new Northwest Jeffco Library. (Rank your top 5)



The top five most prioritized features are natural light, meeting and study spaces, sustainable design, story time space, and social gathering spaces.

Takeaway:
 Staff members envision a library filled with natural light, versatile meeting and study areas, and a dedicated story time space for families. Social gathering areas for programs and relaxation are also desired, creating a vibrant community hub.

3

Please share any recommendations you have for the new library.

Participants frequently suggested bigger workspaces for Patron Experience (PX) and Operations (Ops) areas, ample storage, a spacious staff room with dining and lounge seating, dedicated staff bathrooms, outdoor areas like walking trails and seating,

Takeaway:
Staff participants want more back-of-house space for prep work and spaces that support mental well-being, such as a welcoming break room and outdoor spaces for breaks.

Sticky note engagement board documenting library likes and dislikes.



3

Please share any recommendations you have for the new library.

Survey Quotes

“Be sure to make the break room space large enough for lunches AND relaxation/self care- comfy furniture and adjustable lighting.”

“Story-time space is a MUST - I know with the Evergreen redesign the new space isn’t large enough to accommodate the number of families that come for story-time”

“Spanish and ASL classes for staff, and perhaps a financial incentive, would tremendously increase staff ability to serve our public.”

“Operations staff need enough space to move around in to complete their jobs for patrons. This includes the following:

1. 360-degree access around the sorter.
2. Shelving space for Prospector returns, cases, etc.
3. Enough space for at least 4 6-wheelers to hold delivery.
4. Cart storage space.
5. ADA level compliance around the workstations and enough workstations to complete the job.
6. Bin storage space.”

Community Engagement Events

COMMUNITY ENGAGEMENT EVENTS

Between September and October 2024, JCPL collaborated with Anderson Hallas Architects and Radian to collect feedback from the community regarding their vision and aspirations for the future library. Events included the Teen Advisory Board meeting on 9/11/24, Candelas Festival on 9/14/24, the Leyden Rock Fall Festival on 9/21/24, a community open house event on 10/9/24 at the Whisper Creek Community Station, and a Coffee & Conversation event on 10/12/24 at the Standley Lake Library.

These events allowed JCPL to engage community members at events they were already present at in order to:

- *Encourage community members to share their preferences for library services and programs.*
- *Facilitate inclusive engagement on indoor and outdoor space design to identify preferred aesthetics and functionality.*
- *Gather feedback and priorities to ensure the library's design aligns with this community's unique needs and context.*
- *Honor this diverse, multi-generational community's perspective with an emphasis on youth and teens.*

Each engagement event included a series of interactive boards with engaging visuals and questions designed for the community to provide feedback using sticky dots and sticky notes. Additional activities included guided interviews with specific questions about priorities and needs, a collaging activity for participants of all ages to visualize their ideal library, a drawing activity for children to visualize their ideal library, and a mad-lib activity for participants to brainstorm their ideal library design and services.

For the public meetings in October, JCPL hired a Graphic Recorder Illustrator, Debbie DeLue, to capture feedback and visualize each engagement. A combined visual representation of the two public meetings is shown on page 49 of this report, capturing the sentiment of the community.

- 09.11.24 Teen Advisory Board Meeting**
Focus Group | 6:00 - 7:00 p.m.
- 09.14.24 Candelas Festival**
Event Tabling | 12:00 - 3:00 p.m.
- 09.21.24 Leyden Rock Fall Festival**
Event Tabling | 11:00 a.m. - 2:00 p.m.
- 10.09.24 Community Open House**
Engagement Event | 5:00 p.m. - 6:30 p.m.
- 10.12.24 Coffee & Conversation**
Engagement Event | 10:00 a.m. - 11:30 a.m.



Leyden Rock Fall Festival



Leyden Rock Fall Festival



Candelas Festival



Candelas Festival

Community Engagement

Festivals + Events

EVENT ACTIVITIES

Anderson Hallas and Radian collaborated with JCPL to engage the Northwest Jeffco community at existing neighborhood events in September. The community engagement activities included the following:

STICKER VOTING BOARDS

- **Exterior Look + Feel Board**
Gather feedback on the community's favorite outdoor space and exterior building style images.
- **Interior Look + Feel Board**
Gather feedback on the community's favorite interior space images.
- **Library Programming/Amenities Board**
Prioritize community programming and amenities.

MAD LIBS ACTIVITY

Participants completed multiple Mad Lib-style prompts on a single page, which asked about items to borrow from the library, favorite activities to enjoy there, and more.

OUTDOOR SPACES

INSTRUCTIONS: Vote by placing a sticker on each of your top 3 choices for the Outdoor Spaces images. (3 total)

EXTERIOR LOOK + FEEL

INSTRUCTIONS: Vote by placing a sticker on each of your top 3 choices for each category. (6 total)

OUTDOOR SPACES/ÁREAS AL AIRE LIBRE

ASPECTO Y SENSACIÓN DEL EXTERIOR

INSTRUCCIONES: Vota colocando una calcomanía en cada una de tus 3 opciones favoritas por cada categoría. (6 en total)

EXTERIOR BUILDING STYLE/FACHADA DEL EDIFICIO

Jefferson County
PUBLIC LIBRARY

RADIAN

ANDERSON
HALLAS
ARCHITECTS

TAKEAWAYS

Many participants, particularly the children, selected the image of the outdoor play structure because of its vibrant colors and interactive elements. Additionally, people expressed interest in an outdoor hangout area with comfortable seating and native plantings in the outdoor spaces.

TOP 3 RESULTS

165 Votes

77 Votes

74 Votes

72 Votes

57 Votes

53 Votes

53 Votes

17 Votes

OTHER:

Kid friendly water features (splash fountain) = 9 votes

Playground = 10 votes

EXTERIOR BUILDING STYLE

INSTRUCTIONS: Vote by placing a sticker on each of your top 3 choices for the Exterior Building Style images. (3 total)

EXTERIOR LOOK + FEEL

INSTRUCTIONS: Vote by placing a sticker on each of your top 3 choices for each category. (6 total)

OUTDOOR SPACES/ÁREAS AL AIRE LIBRE

ASPECTO Y SENSACIÓN DEL EXTERIOR

INSTRUCCIONES: Vota colocando una calcomanía en cada una de tus 3 opciones favoritas por cada categoría. (6 en total)

EXTERIOR BUILDING STYLE/FACHADA DEL EDIFICIO

Jefferson County
PUBLIC LIBRARY

RADIAN

ANDERSON
HALLAS
ARCHITECTS

TAKEAWAYS

Participants preferred building images that showcased natural materials suited to the Colorado environment, emphasized sustainability through features like a green roof, included large windows, and displayed soft architectural curves with a modern design style.

TOP 3 RESULTS

102 Votes

93 Votes

62 Votes

59 Votes

34 Votes

27 Votes

19 Votes

12 Votes

OTHER:

N/A

INTERIOR LOOK + FEEL

INSTRUCTIONS: Vote by placing a sticker on each of your top 3 choices for the Interior images. (3 total)

TAKEAWAYS

Participants selected images featuring fun, modern seating, colorful walls and decor, flexible indoor spaces for socializing, and plenty of natural lighting.

INTERIOR LOOK + FEEL

ASPECTO Y SENSACIÓN DEL INTERIOR










INSTRUCTIONS: Vote by placing a sticker on each of your top 3 choices. INSTRUCCIONES: Vota colocando una calcomanía en cada una de tus 3 opciones favoritas.

				
				OTHER:





TOP 3 RESULTS

 137 Votes	 126 Votes	 80 Votes
 76 Votes	 76 Votes	 57 Votes
 50 Votes	 35 Votes	 25 Votes
<div style="background-color: white; padding: 5px; border-radius: 5px; display: inline-block;">OTHER:</div> <div style="background-color: #e67e22; color: white; padding: 20px 40px; border-radius: 10px; font-size: 1.5em;">N/A</div>		

LIBRARY PROGRAMMING/AMENITIES

INSTRUCTIONS: Vote by placing a sticker on each of your top five choices for the Library Programming/Amenities categories (5 total)

LIBRARY PROGRAMMING/ AMENITIES

AMENIDADES DE LA BIBLIOTECA



Jefferson County
PUBLIC LIBRARY

RADIAN



ANDERSON
HALLAS
ARCHITECTS

INSTRUCTIONS: Vote by placing a sticker on each of your top 5 choices. INSTRUCCIONES: Vota colocando una calcomanía en cada una de tus 3 opciones favoritas.

	COMPUTERS • WI-FI • PRINTING <i>COMPUTADORAS • WI-FI • IMPRESIÓN</i>
	PROGRAMS/CLASSES <i>PROGRAMAS/CLASES</i>
	MEETING/STUDY SPACES <i>ESPACIOS PARA REUNIONES/ESTUDIO</i>
	AGE-BASED AREAS (CHILDREN'S AREA/TEEN AREA) <i>ÁREAS BASADAS EN EDADES (ÁREA PARA NIÑOS/ÁREA PARA ADOLESCENTES)</i>
	JOB OPPORTUNITIES/HOUSING/SNAP/TRANSPORTATION/SOCIAL WORK (RESOURCE NAVIGATION) <i>OPORTUNIDADES DE EMPLEO/VIVIENDA/SNAP/TRANSPORTE/TRABAJO SOCIAL (NAVEGACIÓN DE RECURSOS)</i>
	SOCIAL/GATHERING/TRANSITIONAL SPACES <i>ESPACIOS SOCIALES/DE REUNIÓN/TRANSICIONALES</i>
	READING ROOM/QUIET AREAS <i>SALA DE LECTURA/ÁREAS TRANQUILAS</i>
	MAKERSPACES OR CREATIVE SPACES <i>ESPACIOS DE CREACIÓN O CREATIVOS</i>
	OUTDOOR SPACES <i>ESPACIOS AL AIRE LIBRE</i>
	ADULT SPACES (SHARED WORK SPACES) <i>ESPACIOS PARA ADULTOS (ESPACIOS DE TRABAJO COMPARTIDOS)</i>
	COMMUNITY ART/EXHIBITION SPACES <i>ARTE COMUNITARIO/ESPACIOS DE EXHIBICIÓN</i>
	SUSTAINABILITY <i>SOSTENIBILIDAD</i>

TAKEAWAYS

Participants expressed a desire for makerspaces with hands-on activities, dedicated areas for children and teens, activated outdoor spaces, a variety of programs and classes for all ages, and tech resources like computers, Wifi, and printing for the new library.

TOP 5 RESULTS

Maker Spaces/Creative Spaces	137
Age-Based Areas (children's area/teen area)	105
Outdoor Spaces	89
Programs/Classes	86
Computers, Wifi, Printing	78

MAD LIBS ACTIVITY

The Mad Libs is an interactive activity that provides prompts for people to fill out. The results below are organized by the most popular write-in.

INSTRUCTIONS: Fill in the blanks with action words, decriptive words, and item names for each phrase.

Español

1 Me encantaría revisar _____, _____ y _____ en la biblioteca.

Ejemplos

- Pases para experiencias (museos, jardines botánicos, etc.)
- Materiales físicos (libros, películas, DVDs, revistas, etc.)

¿Qué más?

- Materiales digitales/virtuales (películas, libros, revistas, etc.) *¿Qué más?*

2 Mis cosas favoritas para hacer en la biblioteca son _____, _____ y _____.

Ejemplos

- Leer, hora del cuento, usar las computadoras o impresoras, encontrar amigos, tomar una clase, asistir a un programa, trabajar de manera remota, ser voluntario, hacer manualidades
- Cosas que les gustaría hacer (clases, eventos, recursos...)

3 Me encantaría que mi biblioteca incluyera _____, _____ y _____.

Ejemplos

- Espacios al aire libre, espacios de aprendizaje, espacios activos, conexiones de senderos, etc.

4 Mi libro favorito es _____. Mi idea de una biblioteca es _____.

English

1 I would love to check out _____, _____, and _____ at the library.

Examples

- Experience passes (museums, botanical gardens, etc)
- Physical materials (books, movies, DVDs, magazines, etc.)

What else?

- Digital/virtual materials (movies, books, magazines, etc)

What else?

2 My favorite things to do at the library are _____, _____, and _____.

Examples

- Read, storytime, use the computers or printers, meet friends, take a class, attend a program, work remotely, volunteer, create crafts
- Things they would like to do (classes, events, resources..)

3 I would love for my library to include _____, _____, and _____.

Examples

- Outdoor spaces, learning spaces, active spaces, trail connections etc.

4 My favorite book is _____. My idea of a library is _____.

TAKEAWAYS

Fifteen Mad Libs were completed — ten by teens during the Teen Advisory Board meeting at Standley Lake Library and five during two festivals in September. This activity works best when facilitated. Many participants chose to participate in other engagement activities.

1 PRIORITY ITEMS TO CHECK-OUT

- Experience passes
- Books
- Musical instruments
- Art supplies
- Physical materials
- Digital materials
- Movies
- Golf Clubs
- Chargers

2 FAVORITE ACTIVITIES

- Volunteer
- Read
- Study
- Create crafts
- Take classes
- Attend programs
- Meet new people
- Work remotely

3 LIBRARY SERVICES + AMENITIES

- Outdoor spaces
- Community garden
- Makerspace
- Art display
- Trails + trail connections
- Active spaces
- Cool seating

4 IDEAL LIBRARY

- Cozy
- Welcoming
- Community-space
- Accessible
- Safe



Participants giving feedback at the community engagement open house.

Community Engagement Open Houses

COMMUNITY ENGAGEMENT OPEN HOUSES

Anderson Hallas Architects and Radian led two community engagement open houses in October to collect more in-depth feedback based off of the previous tabling engagement results in September. Both events had the same activities to collect consistent feedback. Radian, Anderson Hallas, JCPL, and DHM (landscape design) team members participated and helped facilitate the event.

There were several activity zones spread throughout the room. The different activities catered to different age groups to gather feedback but in different ways. A Spanish interpreter was present at both events to provide simultaneous interpretation to anyone if needed. ASL interpretation was available by request.

Community Engagement Open Houses

Images

These images showcase the community engagement events held on October 9 and 12. JCPL hired a professional photographer to capture both events which were attended by people of all ages.



Collage Making Zone



Sticker Voting Board



Sticker Voting Board



Collage Making Zone



Collage Making Zone

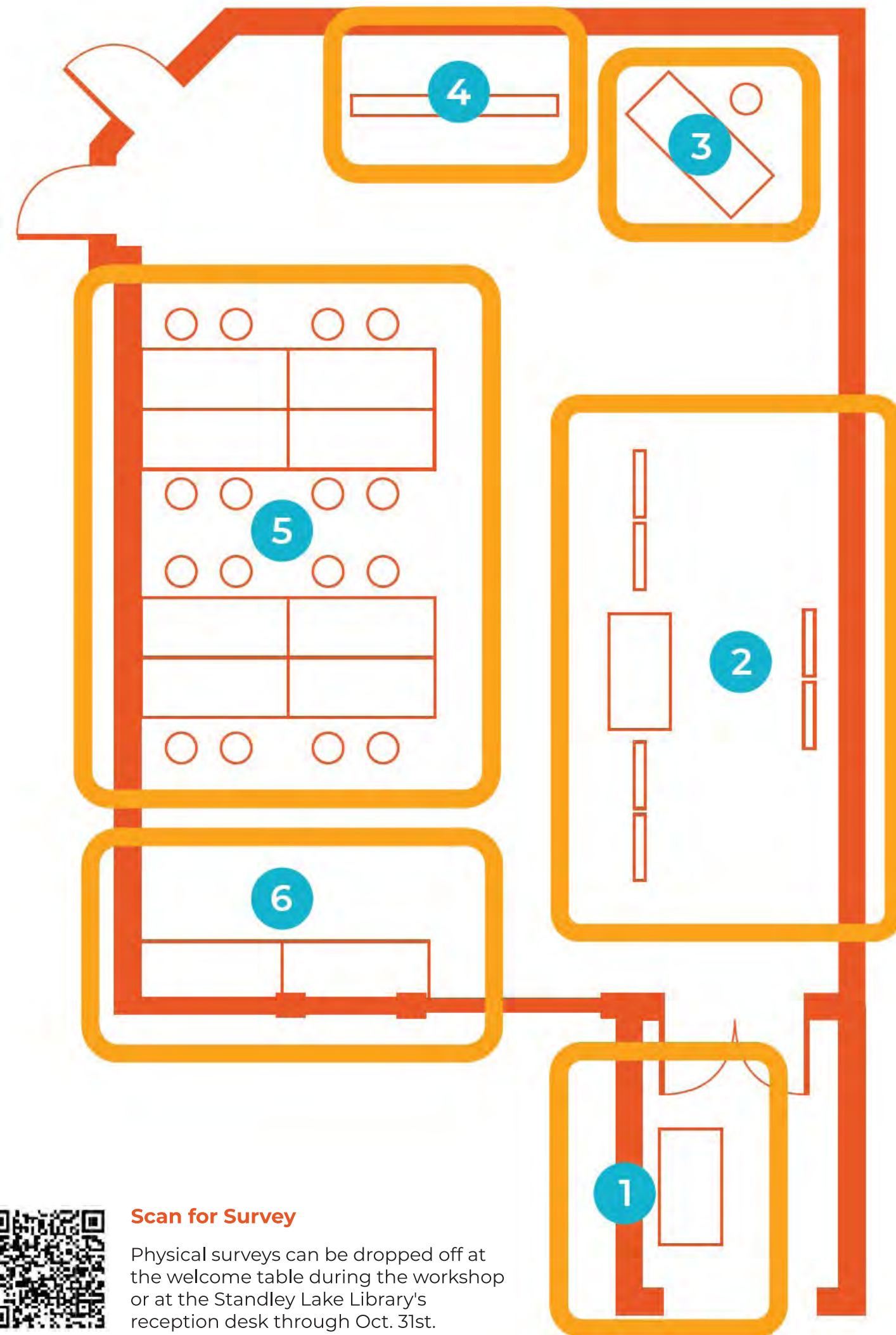


Sticker Voting Board



Sticker Voting Board

Open House Layout



Scan for Survey

Physical surveys can be dropped off at the welcome table during the workshop or at the Standley Lake Library's reception desk through Oct. 31st.

Plan Diagram of the Engagement Zones at the Open Houses.

1 WELCOME TABLE

Visitors were welcomed by two JCPL team members and introduced to the various activity zones at the entrance. A handout was provided to help people navigate the space, and a QR code linking to the online community survey was available for attendees to scan.

2 STICKY NOTE ZONE

Target Audience: Adults + Teens

The sticky note zone featured 10 engagement boards with interior and exterior images, where participants provided written feedback using red and green sticky notes.

- Green Sticky Note = Likes
- Red Sticky Note = Dislikes

Purpose: To gather written information on what people like or dislike about the library images provided.

3 GRAPHIC NOTE TAKER

A designated desk was provided for the graphic note taker to draw and store her materials. She also moved around the room to observe and listen to conversations.

Purpose: To summarize conversations from both community engagement events. The graphic is included in the engagement report and presentation.

4 LIBRARY INSPIRATION SLIDESHOW

Target Audience: Adults + Teens + Kids

A slideshow ran in the background throughout the event, featuring inspirational library interior and exterior designs from around the world. A QR code was included within the slideshow, linking to the online community survey, for attendees to scan.

Purpose: To inspire creativity and generate excitement about the various possibilities for a new library.

5 COLLAGE MAKING ZONE

Target Audience: Adults + Teens + Kids

The collage-making zone featured the same images from the sticky note boards, along with element cutouts and abstract shapes. Participants were asked to create a collage representing their ideal library interior and/or exterior.

Purpose: To encourage participants of all ages to share feedback on the elements they enjoy in a library through a creative and interactive activity.

6 SNACK TABLE

Snacks and drinks were available for event participants.

7 PERSONAL INTERVIEWS

Target Audience: Adults

The design team engaged in one-on-one conversations with attendees, using prompted questions throughout the event.

Purpose: To interact with participants who preferred answering prompted questions over joining the collage or sticky note activities.



Sticky Note Zone

SUMMARY

The sticky note zone featured 10 boards in total: two for outdoor spaces, two for building design, two for teen spaces, two for children's spaces, one for adult spaces, and one for technology. Participants were encouraged to write what they liked on green sticky notes and what they disliked on red sticky notes. Below are common comments gathered from this activity.

GENERAL STICKY NOTE BOARD FEEDBACK

- Nature-inspired design
- Building design that reflects Colorado's outdoor beauty
- Abundant natural light and stunning views
- Bright colors
- Integrating indoor and outdoor design
- Outdoor spaces should have shade
- Programming for all ages (indoors + outdoors)
- Computers and technology
- Accessible to individuals with disabilities

Please refer to the appendix section for all sticky note engagement boards to review detailed feedback.

Sticky Note Boards

Likes & Dislikes From Community

BOARD 1: ADULT SPACE

Likes: Participants appreciated images featuring abundant natural light, high ceilings, scenic windows, comfortable seating, co-working spaces, cozy reading nooks, indoor/outdoor spaces, and interiors that reflected Colorado's distinct style.

BOARD 2-3: TEEN SPACE

Likes: Participants were attracted to images showcasing fun, comfortable seating, distinct zones for socializing and individual study, colorful yet sophisticated designs, integrated technology in teen areas, high ceilings, and ample natural light.

BOARDS 4-5: CHILDREN'S SPACE

Likes: Participants appreciated images showcasing nature-inspired designs, the use of natural materials like wood, colorful and inviting spaces, diverse and fun seating options, cozy reading nooks, indoor/outdoor connections, flexible programming areas, ample natural light, whimsical elements like an indoor fake tree, and nature-themed play areas.

Dislikes: Some participants felt certain images lacked enough seating or included furniture that seemed impractical or too sterile.

Dislikes: Some participants felt that certain images featured uncomfortable seating, appeared too formal or adult-oriented, and raised concerns that playful seating, like hanging chairs, might be disruptive and distracting in reading areas.

Dislikes: Some participants felt certain images were too colorful and overstimulating, featured spaces that made it difficult to monitor their children's safety, included furniture that was hard to clean, had rigid layouts unsuitable for programming, or used hard, uncomfortable surfaces and furniture.

Participants engaging with the sticky note boards.



Participants engaging with the sticky note boards.

Sticky Note Boards

Likes & Dislikes From Community

BOARD 6-7: OUTDOOR SPACE

Likes: Participants appreciated diverse outdoor seating arrangements for programming and socializing, comfortable furniture, native plantings with educational signage, shade structures for weather protection, a community garden, walking paths and trails, and the integration of programming outside, such as outdoor art classes.

Dislikes: Some participants felt certain images featured uncomfortable seating, inadequate shade, overcrowded or limited spaces, lack of wind protection, and insufficient power outlets for working outside.

BOARD 8-9: BUILDING DESIGN

Likes: Participants appreciated building designs that incorporated warm natural materials like wood, stone, and brick, harmonized with Colorado's landscape, featured a modern mountain aesthetic, included ample windows, matched the neighborhood's scale, and offered outdoor seating around the building.

Dislikes: Some participants felt certain designs were overly colorful, too modern and out of place in the neighborhood, appeared cold and uninviting, lacked bike parking, or seemed too generic, dated, or uninspiring.

BOARDS 10: TECHNOLOGY

Likes: Participants appreciated images featuring makerspaces with diverse programming such as 3D printing, robotics, arts and crafts, gardening, sewing, crochet, pottery, woodworking, and more. They also liked the inclusion of separate computers for adults and children, adjustable seating and tables, individual cubicles or nooks for video calls or studying, and a "library of things" for tool rentals.

Dislikes: Some participants felt certain images appeared too office-like, had overly sterile artificial lighting, seemed too industrial, and preferred kids' tech to be available as checkout items rather than permanent fixtures.





Collage Activity

Collages + Personal Interviews

SUMMARY

Participants were invited to create a collage of their ideal indoor or outdoor space for the new Northwest Jeffco Library, using cutouts of furniture, people, lighting, and other items, along with background images, pens, and markers. Afterward, they wrote sentences or phrases describing their vision of the ideal library. For those who didn't wish to join the collage-making or sticky note activities, design team members conducted in-depth interviews, circulating the room with a clipboard to gather feedback.


COLLAGE + INTERVIEW GENERAL FEEDBACK:

- Incorporate nature indoors and outdoors
- Big windows for natural lighting
- Dedicated spaces for children, teens, and adults
- Flexible spaces for programming
- Cozy, welcoming furniture
- Incorporate color within the indoor library spaces
- Tables and chairs for co-working space and studying
- Provide a variety of different programming specifically for kids and teens

Please refer to the appendix section for all collage artwork and personal interview responses to review detailed feedback.

Collages

These collage examples highlight some of the vision captured through participants' creativity. All collages are included in the appendix.



Collage + Interviews

Below are additional comments from participants at the open house events, organized into five categories. The design team engaged in one-on-one conversations during the collage activity and reached out to participants who opted not to join the sticky note or collage-making activities.

OUTDOOR SPACE

- Provide a variety of outdoor seating
- Smaller library that fits within the neighborhood
- Outdoor nooks for children
- Tables to work outside
- Access to public transportation
- Bike path around the library
- Biophilic design
- Nature and imaginative play for kids
- Kid-friendly seating
- Water features/splash pad
- Flower garden

INDOOR LIBRARY SPACE

- Makerspace
- Different zones for age groups
- Flexible spaces for different programming
- Tutoring space for homeschool families
- Dedicated reading room
- Fun children/teen space with a lot of activities

PROGRAMMING

- Programming specifically for teens:
 - Bingo nights
 - Fort night (build forts)
 - Card game tournaments
 - Lego programs
 - Escape room programs
- Music classes
- Volunteer opportunities
- Feature guest authors (in-person + virtual)

AMENITIES

- 3D Printers
- Graphic novels
- Hands-on workshops
- Story time
- Holds locker
- Culture passes
- Musical instruments

INTERIOR DESIGN/ARCHITECTURE

- A lot of windows and natural light
- Nature themed indoor play areas for kids
- Wood and other natural materials
- Cozy furniture and reading nooks
- Cool and unique light fixtures
- Indoor/outdoor design
- Mass timber

Conclusion

Through this engagement process, the community provided robust feedback, vision, and insight into the potential for the future library. While participants via the survey and engagement events expressed a wide range of perspectives and ideas, there were some clear patterns that emerged regarding the community's priorities:

Outdoor Library Design

- Incorporating natural landscapes that reflect the surrounding mountainous environment
- Vibrant and colorful playspaces for children
- Modern design features such as green roofs, natural materials, and soft curves

Indoor Library Design

- Vibrant use of color
- Soft seating
- Big windows featuring the outdoor environment
- Different activity zones (i.e group programming and individual quiet spaces) and noise levels

Programs and Services

- Borrowing physical and digital items
- Accessing programs, classes, and events
- Activities for all ages

NEXT STEPS

Moving forward, Anderson Hallas Architects will work closely with the JCPL staff to consider and incorporate key feedback into the preliminary design of the library.

