




















DESAFIO DE VERANO CONCURSO ESCOLAR HIGH SCHOOLS



High School	2023 Índice de final.	2024		¿Participó en el sorteo?
		Semana 7 Índice de final.	Progreso	
Addenbrooke Classical Academy (9-12)	10.9%	5.3%	 44.3% -	-
Arvada High School	0.9%	0.4%	 22.4% -	-
Arvada West High School	2.1%	1.9%	 59.7% -	-
Bear Creek High School	3.5%	2.3%	 52.3% -	-
Chatfield Senior High School	1.6%	0.9%	 36.5% -	-
Columbine High School	1.7%	1.1%	 40.6% -	-
Conifer High School	2.4%	2.1%	 62.5% -	-
Dakota Ridge High School	1.3%	1.6%	 70.7% -	-
Evergreen High School	2.3%	1.3%	 38.9% -	-
Golden High School	2.8%	1.8%	 46.8% -	-
Green Mountain High School	2.1%	2.1%	 68.2% -	-
Lakewood High School	1.9%	1.4%	 48.7% -	-
McLain Community High School	0.3%	0.5%	 39.1% -	-
New America School	0.0%	0.0%	0.0% -	-
Pomona Jr/Sr High School	1.1%	1.1%	 52.2% -	-
Ralston Valley High School	2.3%	1.8%	 55.3% -	-
Standley Lake High School	1.4%	1.7%	 68.5% -	-
Wheat Ridge High School	4.3%	3.4%	 64.7% -	-